

# **EDUCATION MANAGEMENT INFORMATION SYSTEM**

**REPORT ON HIGHER  
EDUCATION 2013/14 A.D.  
(2070/71 B.S.), NEPAL**

**Published in 2015 by:**

## **UNIVERSITY GRANTS COMMISSION**

Sanothimi, Bhaktapur, Nepal

Post Box : 10796

Telephone : (977-1) 6638548, 6638549, 6638550

Fax: 977-1-6638552

E-mail: [ugc@ugcnepal.edu.np](mailto:ugc@ugcnepal.edu.np)

Website : [www.ugcnepal.edu.np](http://www.ugcnepal.edu.np)

*Design & Print at:*

*Jaya Laligurans Investment & Trading Company Pvt. Ltd.*

*Lalitpur-3, Hariharbhawan, 01-5524211*

# FOREWORD

---

UGC has been developing Higher Education Management Information System (H-EMIS) as a core aspect of strengthening higher education system capacity since the implementation of the Second Higher Education Project (SHEP, 2007-2014) supported by the World Bank. The EMIS development strategy includes preparation of framework of systemic and program indicators, development of modality and tools for data collection, data analysis and report publication. The overall aim is to create data based system environment thereby contributing to development of data culture that ensures data based planning, monitoring and operational as well as management decisions. Publishing EMIS Report regularly from 2007/08 on annual basis is one of the major parts of HEMIS development. This report is the seventh publication in this line.

As the country prepared to implement national higher education policy framework, the scope and importance of EMIS has expanded tremendously. There has been an increasing realization for the need of a comprehensive and coordinated framework of HEMIS extending from UGC to the universities and to their campuses and departments. To address the needs, UGC is developing a comprehensive strategy for H-EMIS whereby the universities in the country develop their own respective modular systems and connect to the UGC system. Universities will maintain student data, teacher data, academic programs, examination, institutional planning and management etc. There are greater management challenges in evolving education system that covers the needs of higher education reform and development in the contexts of individuals, communities, state and global as well. To address the challenges UGC has been entrusted by the Government to launch Higher Education Reform Project (HERP, 2015-2020) as a part of overall National Program for Higher Education Reform and Development (NPHRD) prepared in line with the national higher education policy framework. NPHRD and HERP emphasizes on further development of H-EMIS. HERP is supported by the World Bank with the provision of soft loan and technical support.

The UGC H-EMIS is based on the data obtained from the universities and the campuses; therefore enhancement of their EMIS capacity is crucial for the overall system capacity development. UGC has been motivating and supporting universities and the community campuses to strengthen their respective EMIS. In 2007 UGC introduced performance based funding and formula based funding, subsequently, the regular government grant support to community campuses are also based on indicators. Framework of indicators, modality of collection and analyses of data and regular updating are key aspects of these initiatives. Universities and their constituent as well as affiliated campuses are also strengthening their EMIS consistent with the UGC initiatives as well as making it useful for self assessment and strategic planning.

This EMIS Report lists the information related to higher education institutions, programs, students, faculty members, and financing. The data are disaggregated by important variables and are analyzed to provide important issues in terms of indicators. Important findings are highlighted and illustrated with tables, charts and graph. The efforts are focused to support the capacity development of higher education system through information based planning, program development, budgeting, decision-making and monitoring. To support the motive of strengthening of the higher education system as a whole, UGC Nepal has established a mechanism to regularly coordinate with universities and related organizations in collection and analysis of data. Basically it is intended to support effective and efficient use of the collected data for planning and monitoring. We believe that this report would be very much helpful for the readers. Nevertheless, we would highly appreciate feedback and suggestions for improvement from the readers.

**Prof. Parashar Prasad Koirala**  
Chairman

# ACKNOWLEDGEMENTS

---

There are contributions of several persons from different universities in the preparation of this seventh EMIS report. Several authorized persons from different universities have allocated time for data collection about their institutions and provisioning collected data to UGC. Without the kind cooperation and contribution of persons of universities this report to come live was impossible. So, UGC is grateful to all the persons for their direct/indirect cooperation and contribution in the preparation of this report.

Several people have contributed in the preparation of this report. Prof. Hridaya Ratna Bajracharya, Chief Technical Advisor provided overall professional and technical and guidance. Professor Rajendra Dhoj Joshi has provided thorough comments and suggestions insuring internal consistency and also have developed some very valuable summary tables and charts, similar comments and suggestions are provided by Prof. Mohan Aryal and Mr. Uddhav Bhandari. We would like to humbly acknowledge their contributions.

Developing and maintaining H-EMIS is collaborative work, contribution of the participating HEIs are crucial for up keeping the data and annual publication of this report. UGC bestows grateful appreciations to all the HEIs including the universities for the publication of this report. Particularly, we would like to express our appreciation to :

Omar Sir from Trihubvan University, Balkhu; Archanaji from Patan Academy of Health Sciences; Bikram Sir from BP Koirala Institute of Health Sciences; Shekhar Dhungana Sir from Kathmandu University; Lok Prasadji from Pokhara University, Janak Mani Timsinaji and Tekendra Adhikariji from Purbanchal University, Dhurba Rimalje from Faculty of Management (TU), Jaiswal Sir from Mid-Western University.

The internal members of the UGC also have played vital role in the preparation of this report. Therefore EMIS section would like to thank Subash Dhungel Sir for his suggestions in filtering out noise in data, Jewan Kojuji, Usha Khakhurelji and Raveenaji for kind support in the publication of this report.

Thanks to vice principal of Khwopa Engineering College Er. Sunil Duwal for developing maps used in this report and Mr. Harendra Subedi for his contribution in the development of the maps.

# ABBREVIATIONS AND ACRONYMS

---

AAS	Agriculture and Animal Sciences	NAMS	National Academy of Medical Sciences
BPKIHS	B. P. Koirala Institute of Health Sciences	NSU	Nepal Sanskrit University
CBS	Central Bureau of Statistics	OCE	Office of the controller of examination
DOE	Department of Education	PAHS	Patan Academy of Health Sciences
EDJ	Educationally Disadvantaged Janajati	PGD	Post-Graduate Diploma
EMIS	Education Management Information System	Ph.D.	Doctor of Philosophy
FWU	Far-Western University	PokU	Pokhara University
GDP	Gross Domestic Product	Pop	Population
GER	Gross Enrolment Ratio	PU	Purbanchal University
HE	Higher Education	S&T	Science and Technology
HERP	Higher Education Reform Project	SHEP	Second Higher Education Project
HSS	Humanities and Social Sciences	STR	Student Teacher Ratio
IDA	International Development Association	TU	Tribhuvan University
Intl	International	UGC	University Grants Commission
IT	Information Technology	UIS	UNESCO Institute for Statistics
KU	Kathmandu University		
KAHS	Karnali Academy of Health Sciences		
LBU	Lumbini Bauddha University		
M. Phil.	Master of Philosophy		
MOE	Ministry of Education		
MOF	Ministry of Finance		
MOPH	Ministry of Population and Health		
MWU	Mid-Western University		
na	Not Available		
n/a	Not Applicable		

# TABLE OF CONTENTS

---

EXECUTIVE SUMMARY	I-II
1. Introduction	1
2. Universities and Campuses	7
3. Enrolment in Higher Education	12
4. Gender Parity Index	20
5. Pass Rate in Higher Education	22
6. Higher Education Graduates	23
7. Gross Enrolment Ration	24
8. Public financing for higher education	25
9. Teachers in Higher Education	26
10. Student – Teacher Ratios	27
11. Average Number of students in a campus	28
12. Recent Trends in Higher Education	29
 ANNEXES	
1. Definitions of Levels	34
2. Brief Description of Higher Education System of Nepal	35
3. A Brief Description of Universities and Academies	37
4. Gender Parity Index	41
5. Report Preparation	42
6. Campuswise Enrolment	43
7. The Program List of Universities/Academies	106
8. EMIS Indicators	119
9. Introduction of UGC	122

# EXECUTIVE SUMMARY

---

The University Grants Commission (UGC), Nepal has been publishing basic statistical information about higher education (HE) in the country through its EMIS report (published annually) since 2008. The EMIS report presents information about higher education in Nepal through disaggregated and total data based on system indicators. It is expected that the information in the report will be useful for planning, policy making, designing programs, and projecting resources for higher education.

This is the seventh annual EMIS report, covering the academic year 2013/14, and a broad range of topics that include information about higher education institutions (universities, medical academies and their campuses), student enrollment, pass rates, gender parity index (GPI), graduates, higher education system trend, teachers, academic programs, public financing, and Gross Enrollment Ratio (GER).

Currently there are nine full universities and four medical academies<sup>1</sup> in Nepal: Tribhuvan University (TU), Kathmandu University (KU), Pokhara University (PokU), Purbanchal University (PU), Nepal Sanskrit University (NSU), LumbiniBauddha University (LBU), Mid-Western University (MWU), Far-Western University (FWU), Agriculture and Forestry University (AFU), National Academy of Medical Sciences (NAMS), B.P. Koirala Institute of Health Sciences (BPKIHS), Patan Academy of Health Sciences (PAHS) and Karnali Academy of Health Sciences (KAHS).

## Campuses

TU accounts for 82.03 percent of higher education campuses and rest are covered by remaining universities and medical academies. In the year 2013/14 (2070/71 BS), there are altogether 1,369 higher education campuses including 98 constituent (7.16 %), 839 (61.28%) private and 432 (31.56%) community campuses.

In Mountain belt there are 73 (5.33%) campuses, in Hill belt there are 767 (56.03%) campuses and in Tarai belt there are 529 (38.645) campuses. In five development regions number of campuses are as follows: Eastern: 227 (16.58%), Central: 677 (49.45%), Western: 245 (17.9%), Mid-Western: 122 (8.91%), and Far-Western: 98 (7.16%).

## Enrolment in Higher Education

In year 2013/14 (2070/71 BS), 458,621 students are enrolled in different campuses of nine universities and three medical academies. More than Eighty percent (83.84) of students belong to TU. Medical academies have very few number of students - they cover less than one percent of the total student enrollment.

In general programs (Management, Education, Humanities and Social Sciences, Law, Buddhism and Sanskrit), there are 85.48 percent students and in technical programs (Science and Technology, Engineering, Medicine, Agriculture and Forestry) there are 14.52 percent students. Enrollment in faculties of management, education and humanities and social sciences programs are: 36.82 percent, 34.41 percent and 12.52 percent respectively. Faculties like Law, Buddhism, and Sanskrit have less than one percent students in each. In faculties: Science and Technology (S&T), Engineering, Medicine, Agriculture and Forestry there are: 6.17 percent, 3.97 percent, 3.89 percent, 0.34 percent and 0.13 percent students respectively.

The distribution of students across the ecological belts is as follows: Mountain: 2.98 percent, Hill: 57.11 percent, and Tarai: 39.91 percent. In development region, Eastern has 13.2 percent, central has 53.43 percent, Western has 16.39 percent, Mid-Western has 8.73 percent and Far-Western has 8.25 percent.

The share of student enrollment in the community campuses is 32.78 percent, constituent campuses is 31.4 percent and private campuses is 35.82 percent.

---

<sup>1</sup> Autonomous higher education institutions with degree granting authority.

### **Share of Girls in HE Enrollment**

The girls' share in five regions are: Eastern: 52.5 percent, Central: 47.16 percent, Western: 59 percent, Mid-Western: 50 percent and Far-Western: 48.75 percent.

Female enrollment by university as follows: TU: 51.7 percent, KU: 43.5 percent, BPKIHS: 38.9 percent, FWU: 49.3 percent, LBU: 36.0 percent, NAMS: 25.5 percent, NSU: 17.4 percent, PAHS: 37.02 percent and PU: 36.8 percent.

By campus type, the biggest share (59.16 percent) of girl's enrollment is seen in community campuses. This value for private and constituent campuses are: 51.07 percent and 42.72 percent respectively.

The proportion of girls is highest (62.5 percent) in the education faculty followed by medicine faculty (59.13 percent). In Humanities it is 48.31 percent, management it is 46.68 percent, S&T it is 24.87 percent and in engineering it is 10.26 percent.

### **Gender Parity Index (GPI)**

In 2013/14, Gender Parity Index (GPI) of higher education stood at 1.05. GPI across the five development regions are as follows: Eastern: 1.13, Central: 0.95, Western: 1.5, Mid-Western: 1.0 and Far-Western: 0.95.

GPI of different faculties are: Agriculture: 0.45, Buddhism: 0.56, Education: 1.67, Engineering: 0.12, Forestry: 0.33, Humanities and Social Sciences (HSS): 0.83, Law: 0.45, Management: 0.86, Medicine: 0.84, S&T: 0.33 and Sanskrit: 0.21.

### **Pass Rate**

Pass rate of education faculty is 13.04 percent, HSS is 27.94 percent, management is 18.14 percent, S&T is 36 percent, and Law is 17.1 percent.

### **Graduates**

In 2013/14, total 58,802 students participated in graduation ceremony of the universities<sup>2</sup>. The number of graduates of some of the universities participating in the ceremony are: BPKIHS: 248, KU: 2,052, PokU: 3,293 and TU: 53,209.

### **Gross Enrollment Ratio (GER)**

Gross Enrollment ratio for higher education in 2013/14 is 17.15. GER for Bachelors and masters are: 23.05 percent and 6.35 percent respectively.

### **Teachers**

The total number of teaching staffs in constituent campuses of all the universities is 9,157. Among them 7.87 percent are professors, 26.15 percent are readers and 36.26 percent are lecturers.

### **Student to teacher ratio**

The overall average student to teacher ratios for the universities are as follows: BPKIHS: (2:1), FWU: (31:1), KU: (28:1), LBU (2:1), PokU: (11:1), MWU: (12:1), NAMS: (1:1), PAHS (2:1) and TU: (16:1).

---

<sup>2</sup> All students graduating in a particular year may not attend the graduation ceremony. Hence the number of graduates are higher than the number participating in the ceremony.



# SECTION- 1

## 1. INTRODUCTION

The University Grants Commission (UGC) has undertaken the task of publishing basic statistical information about the higher education (refers bachelors, post graduate diploma (PGD), masters, M. Phil., and Ph.D.) through its annual publication in the form of EMIS report. This report presents information about higher education in Nepal through disaggregated and comprehensive data. It is expected that the information in this report will be useful for planning, policy making, designing programs, and projecting resources for higher education.

UGC established an Education Management Information System (EMIS) under the Second Higher education Project (SHEP, 2007-2014) with support from The World Bank, to ensure quality of the data regarding higher education by standardizing the process of data collection, their effective management and timely publication. It aims to establish UGC as a central database system for the publication and reporting of higher education information. Accordingly, a set of EMIS indicators have been prepared and statistical data forms have been developed.

This is our seventh attempt to bring out such a comprehensive report of statistical information. The main purpose of this volume is to provide adequate, accurate, timely and reliable data to the education stakeholders.

This EMIS Report on higher education has covered a broad range of topics that include information about higher education institutions (universities, medical academies and their campuses), student enrolment, pass rates, gender parity index (GPI), graduates, higher education system, trend analysis, teachers, academic programs, public financing with respect to the GER.

### 1.1 Organization of the Report

There are 12 sections in the report; first section provides introduction of the report, second section provides background information on universities, number of their campuses, distribution of the campuses by the development regions, and universities/medical academies/campuses. Section three gives university-wise information on enrolment status, type of campuses, location, level of education, and gender analysis of the available data.

Section four offers data on Gender Parity Index (GPI). Section five provides information on pass rates of the universities. The information on pass rates was obtained from the examination sections of respective universities. Section six presents information distribution of graduates on the basis of university. Section seven provides the gross enrolment rates for bachelors and masters degrees, and also for higher education as a whole.

Section 8 presents information on the government financing for universities channeled through the UGC. Information on teachers is presented in section 9; however, the data on teachers remain incomplete, as it was not made available to UGC by several institutions. Section ten lists the average student/teacher Ratio (STR) in the campuses by university and type of campus. Section eleven provides the student enrolment size of the campus by university and type of campus. The last section, section 12 analyses the trends of total campuses, enrolment, graduates, and public financing.

The annexure are followed by the main text of the report. It includes a total of 9 annexes. Annex 1 provides definitions of concepts and terminologies used in the report. The second one offers a brief description of the higher education system in Nepal (likely to be useful to those not familiar with the higher education sector in Nepal) and the third annex presents brief descriptions of the universities and academies. Annex 4 presents the overall GPI. Annex 5 shows method of this report preparation. Annex 6 lists the academic programs offered

by the universities under different faculties and levels. Annex 7 provides program list of universities and the remaining two annexes 8 and 9 present EMIS indicators and a brief introduction of the UGC and SHEP respectively.

## 1.2 Methodology

This report was prepared through the direct or indirect contributions of the concerned universities, their planning divisions, Office of the Controller's of Examination (OCE) and Dean's Offices as well as various government and HE funding agencies. Relevant documents from UGC, universities, planning divisions, OCE, Dean Offices were used to prepare this report. The pre-defined EMIS indicators of higher education together with its dummy tables have been used as a basis. The data were collected from universities and community campuses by using statistical data collection forms developed by the UGC. Data on student enrolment and status of teachers of most of the universities and constituent campuses were collected through their planning divisions whereas data on community campuses were collected by UGC directly from the campuses. Data on private campuses, enrolments in Tribhuvan University (TU) and overall pass percentages were collected from their examination offices. The enrolment data for TU affiliated private campuses is, however, ascertained by assuming that the number of students enrolled is equal to the number of students that appeared in the examinations.

### 1.2.1 Data Collection

Tools: After the establishment of EMIS section in the UGC, it first identified and prepared higher education system indicators (Annex 8).

### 1.2.2 Data Processing:

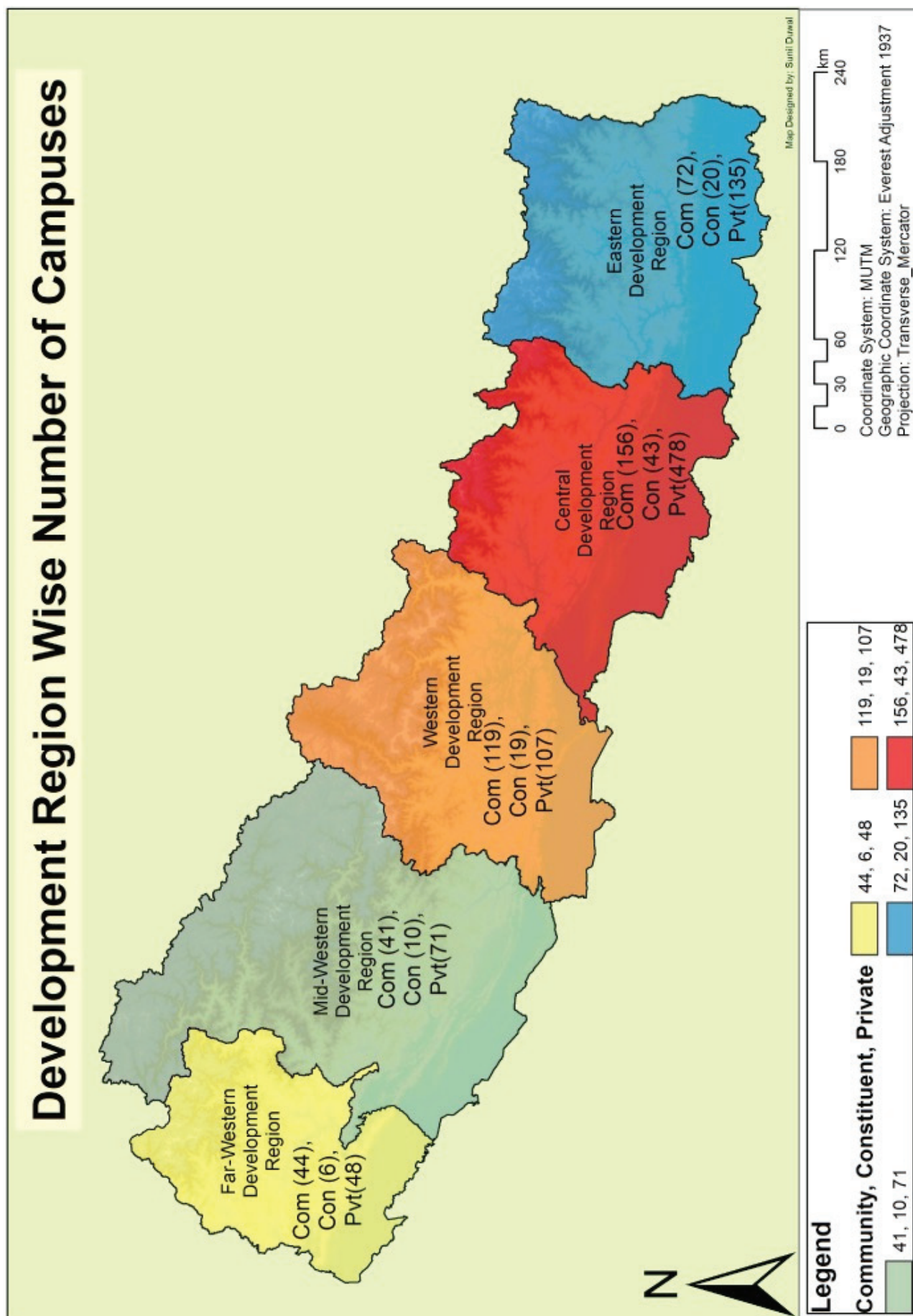
The EMIS section has created a simple database system in order to store and manage the data. The system is maintained carefully so as to have control over the collected data, their coding, entry and verification.

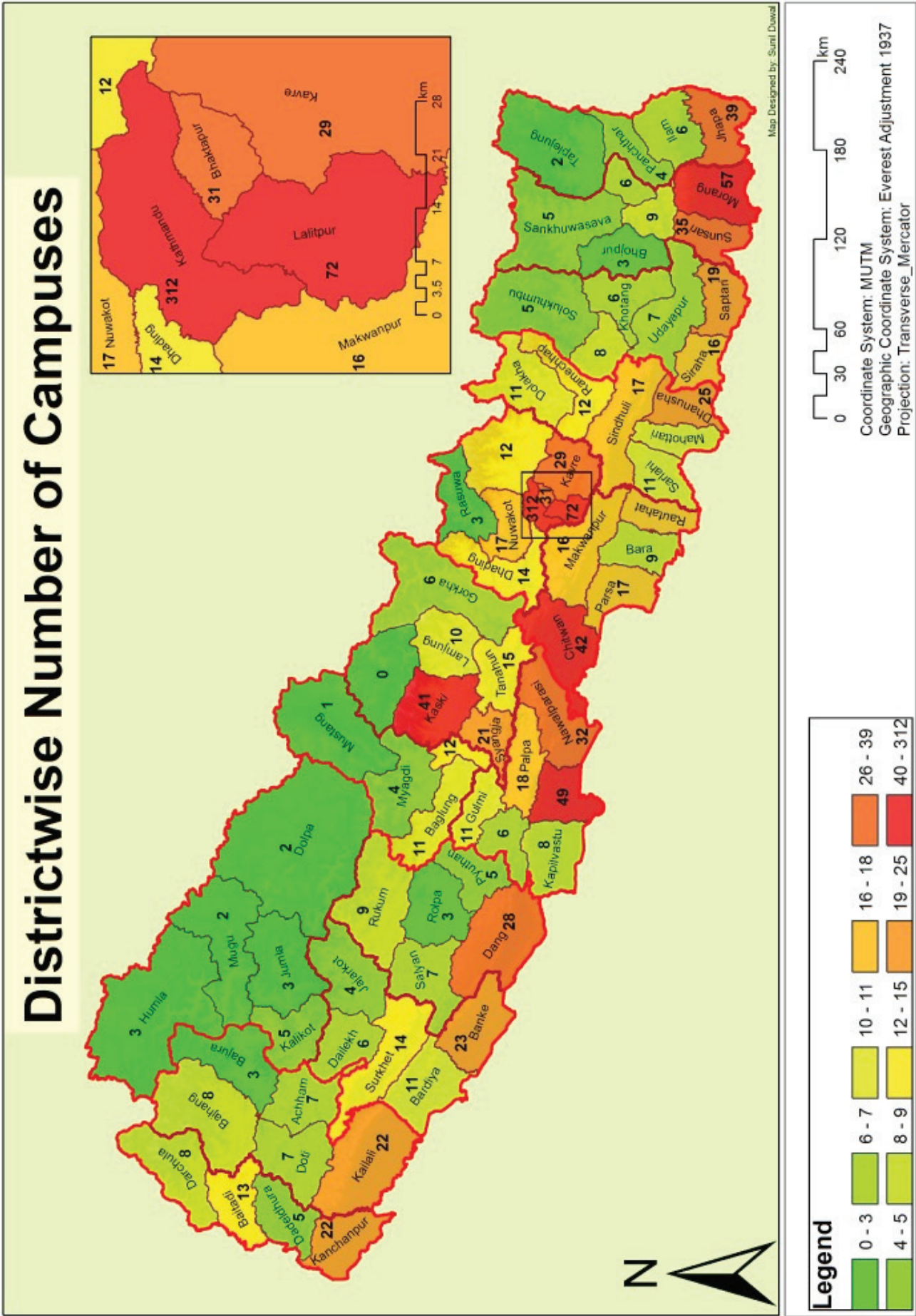
## 1.3 Scope and Limitations

Data collection process is very time consuming as all of the universities have not maintained proper computerized information system.

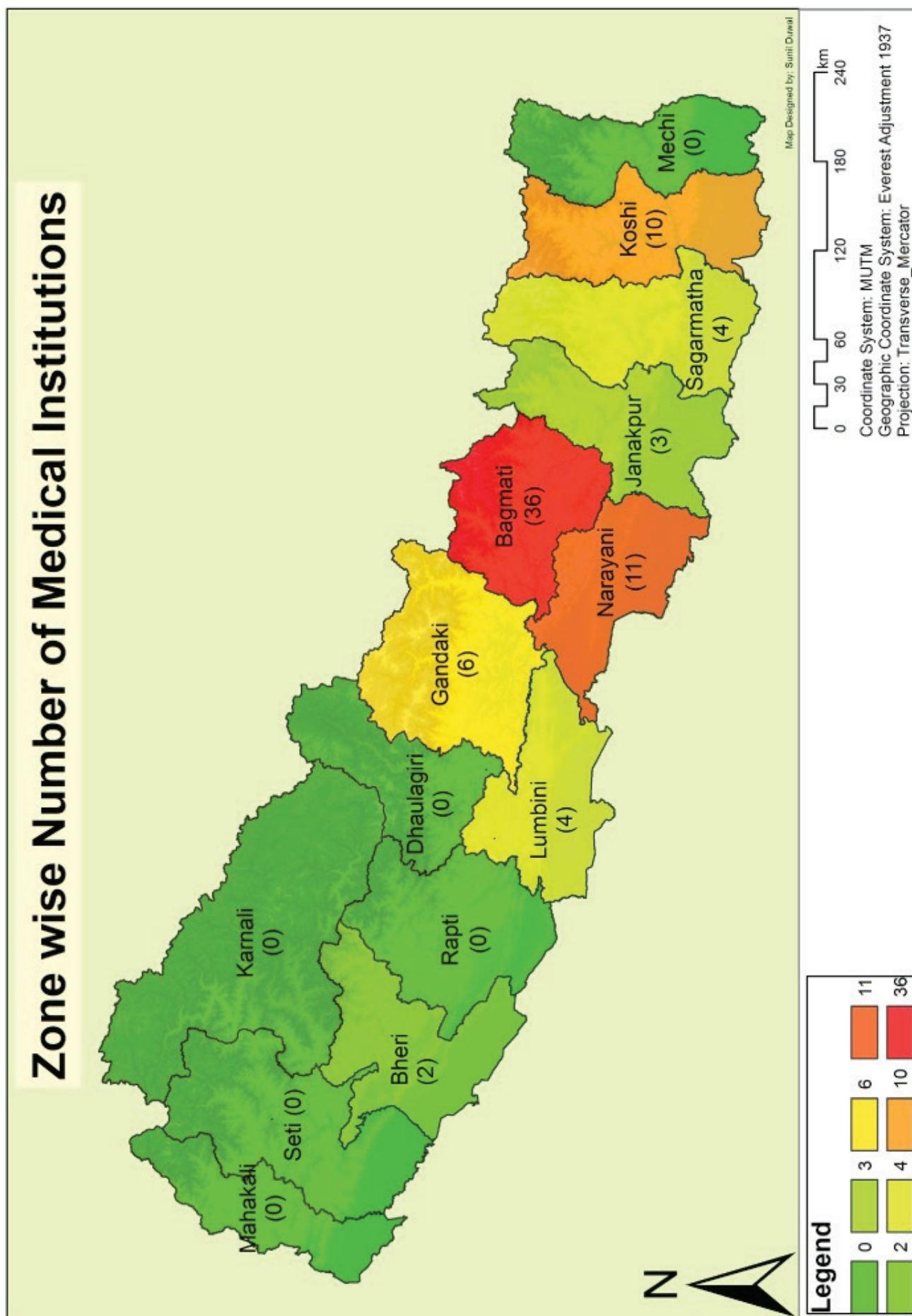
## 1.4 Data in Maps

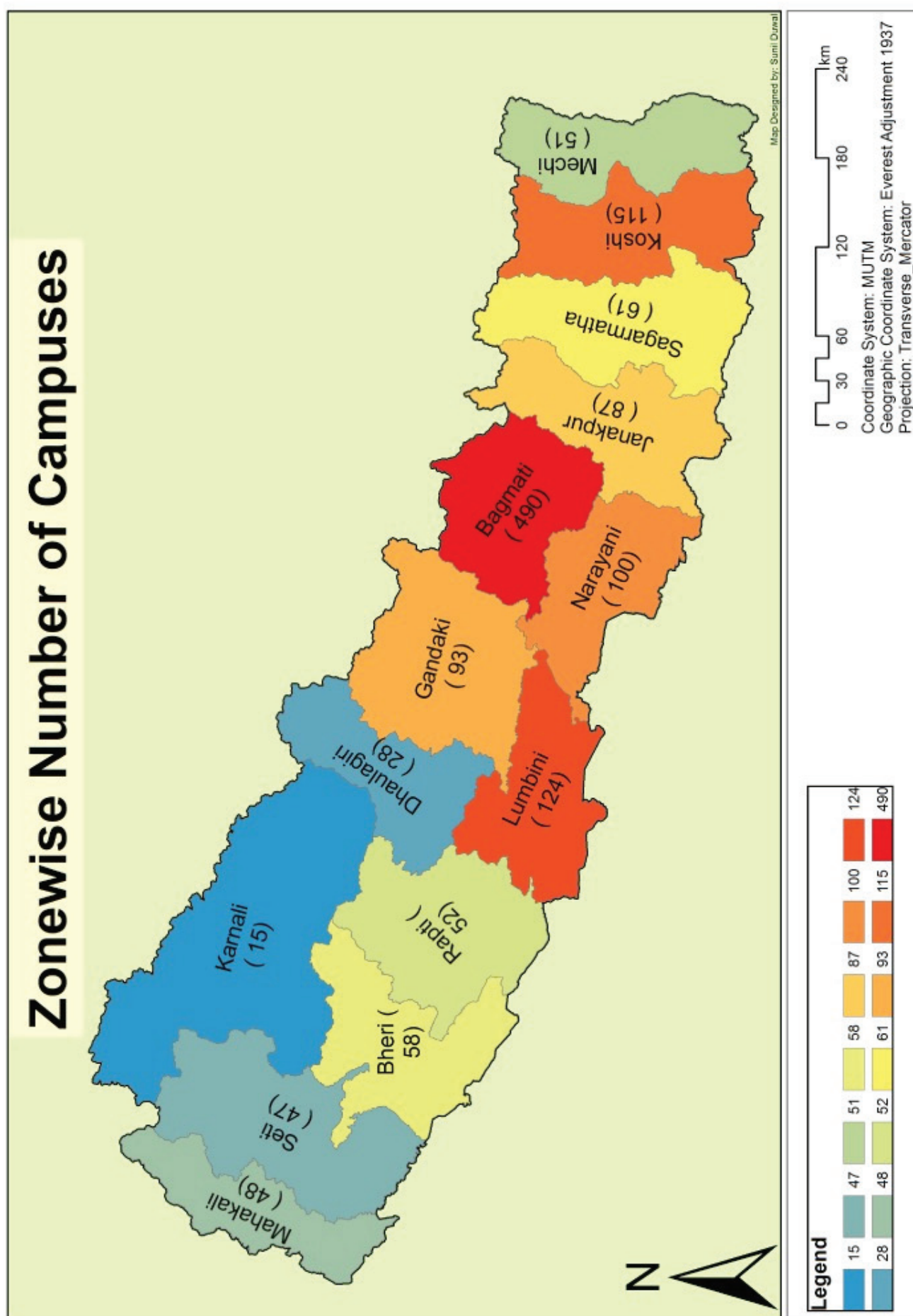
Four maps are developed for the pictorial representation of the distribution of campuses in districts, zones and development regions. Also distribution of medical academies in zones are shown.











# SECTION-2

## UNIVERSITIES AND CAMPUSES

### 2.1 Introduction

Summary information about the higher education (HE) institutions of Nepal (universities/academies and their campuses – constituent and affiliated) is provided in this chapter. The summary includes information about the distribution of campuses according to different subjects like development regions, ecological belts, type of campuses etc.

Higher education provision could be considered to have started in Nepal during the Rana regime in 1918 A.D. with the establishment of Tri-Chandra College. Only after four decades of this initiation, in 1959 A.D., the first university i.e. Tribhuvan University (TU) was established. It took almost two and half decades for the government of Nepal to adopt the multi-university concept. Thereafter, Mahendra Sanskrit University (MSU) (present NSU) was established in 1986 AD with concentration on Sanskrit education and traditional Ayurveda education. Since the restoration of democracy in 1990, other universities such as Kathmandu University (KU 1991 AD), Purbanchal University (PU - 1994 AD), Pokhara University (PokU - 1997 AD), Lumbini Bouddha University (LBU - 2005 AD), Far Western University (FWU) and Mid Western University (MWU) and some autonomous medical academies – BP Koirala Institute of Health Sciences (BPKIHS - 1993), National Academy of Medical Sciences (NAMS- 2002), Patan Academy of Health Sciences (PAHS - 2009 AD) and Karnali Academy of Health Sciences (KAHS - 2013) have been established.

The established universities started their higher educational programs in constituent campuses and affiliated campuses. The affiliated campuses are the private campuses which are managed by promoters/shareholders. The affiliated campuses which governance is taken by the local communities are termed as community campuses.

### 2.2 Universities and Campuses

Currently there are nine universities and four medical academies. Table 2.1 shows summary data of all HEIs; number of campuses in each type (constituent, community, and private), female enrolment, number of teachers and graduates.

According to Table 2.1, in 2013/14, the number of campuses in the higher education system is 1,369, the enrolment is 4,58,621 and the number of graduates is 58,802. The number of teachers in constituent campuses is 9,157.

S.N.	University	Type of campuses and total campuses				Student Enrollment and share				
		Community	Constituent	Private	Total	Female	Total	Share	Teachers	Graduates
1	TU	424	60	639	1123	189773	384499	83.84	7966	53,209
2	PokU	0	4	58	62	NA	25254	5.51	156	3,293
3	PU	6	5	120	131	8138	24441	5.33	NA	NA
4	KU	0	6	15	21	5813	14550	3.17	195	2,052
5	NSU	2	14	2	18	635	3862	0.84	NA	NA
6	FWU	0	1	0	1	1192	2461	0.54	79	NA
7	MWU	0	1	0	1	NA	1944	0.42	156	NA
8	AFU	0	2	0	2	NA	446	0.10	NA	NA
9	LBU	0	1	5	6	87	241	0.05	65	NA
10	NAMS	0	1	0	1	60	245	0.05	205	248
11	BPKIHS	0	1	0	1	130	443	0.10	208	NA
12	PAHS	0	1	0	1	87	235	0.05	127	NA
13	KAHS	0	1	0	1	NA	NA	NA	NA	NA
	Total	432	98	839	1369	205915	458621	100	9157	58,802

Table 2.1 Summary of Higher Education Institutions, 2013/14

The number of campuses has increased from 1,276 in year 2012/13 to 1369 in 2013/14. There are 98 constituent, 432 community and 839 private campuses. Although universities generally provide academic affiliation to both the community and private campuses, community campuses are exclusively affiliated to TU, NSU and PU only.

SNO	University	Number of campuses	Share, %
1	BPKIHS	1	0.07
2	FWU	1	0.07
3	KAHS	1	0.07
4	KU	21	1.53
5	LBU	6	0.44
6	MWU	1	0.07
7	NAMS	1	0.07
8	NSU	18	1.31
9	PAHS	1	0.07
10	PokU	62	4.53
11	PU	131	9.57
12	TU	1123	82.03
	Total	1369	100

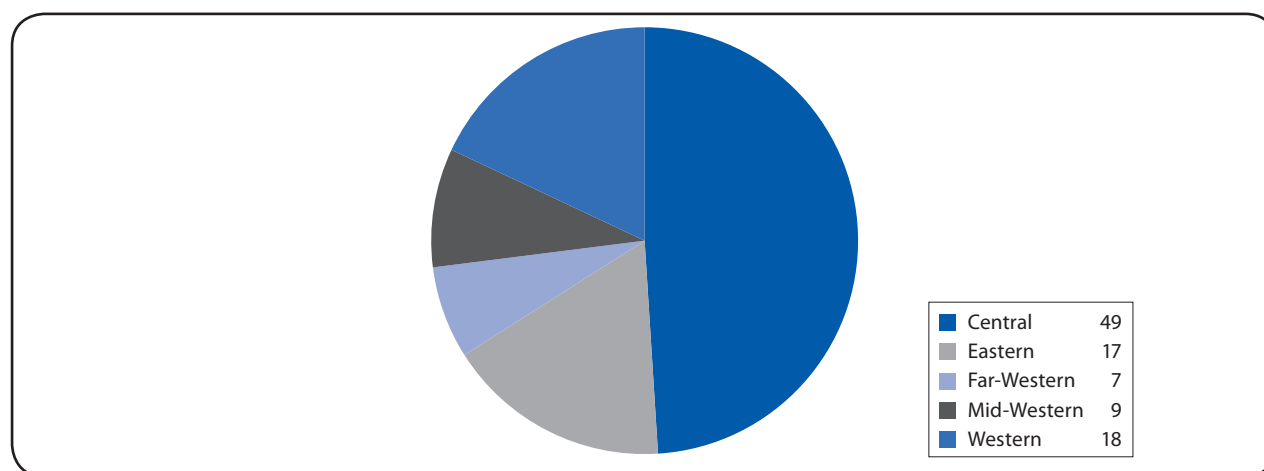
**Table 2.2 Number and Share of Campuses by university**

## 2.3 Distribution of campuses by region

Table 2.3 shows number of campuses in different development regions. Same as last year, this time also the central region dominated other regions in terms of number of campuses. The Central region has 677 campuses (49.45% of the total number of campuses).

Region	Eastern	Central	Western	Mid-Western	Far-Western	Total
Total	227	677	245	122	98	1,369
Share	16.58	49.45	17.9	8.91	7.16	100

**Table 2.3 Distribution and share of campuses by regions**



**Figure 2.1 Share of campuses by Regions**



Table 2.4 shows the distribution of campuses of universities by region. TU has the highest number of campuses in all regions. All universities have more campuses in the central region compared to other regions.

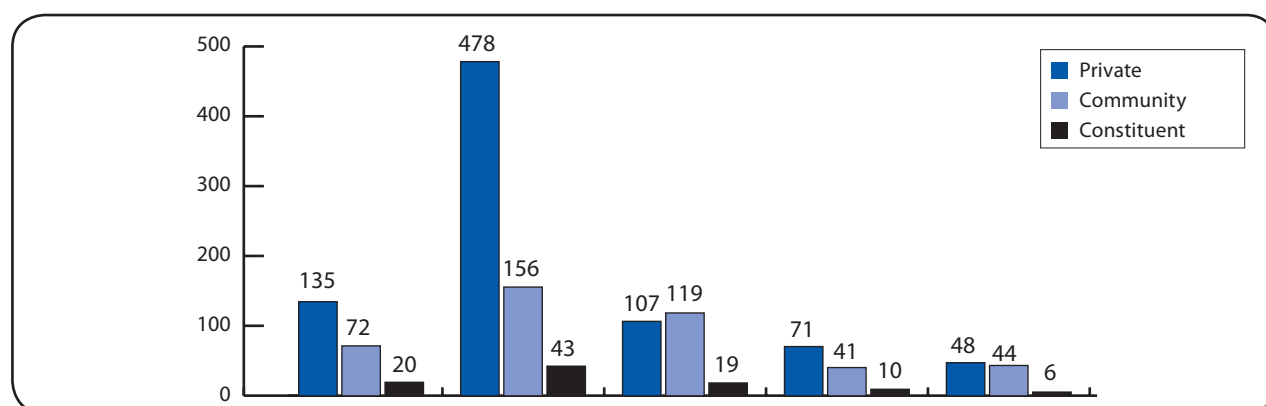
Region	University													
	TU	PokU	PU	KU	NSU	FWU	MWU	AFU	LBU	NAMS	BPKIHS	PAHS	KAHS	Total
Eastern	Total	0	45	1	1	0	0	0	0	0	1	0	0	227
Central	531	37	77	17	6	0	0	2	5	1	0	1	0	677
Western	211	17	8	2	6	0	0	0	1	0	0	0	0	245
Mid Western	113	4	0	0	3	0	1	0	0	0	0	0	1	122
Far Western	89	4	1	1	2	1	0	0	0	0	0	0	0	98
Total	1123	62	131	21	18	1	1	2	6	1	1	1	1	1369

**Table 2.4 Distribution of campuses of universities in different regions**

Table 2.5 shows the distribution of three types of campuses in five regions. Most of the private, community and constituent campuses are located in the central region .

Campus Type	Region					Total	Share
	Eastern	Central	Western	MidWestern	FarWestern		
Private	135	478	107	71	48	839	61.29
Community	72	156	119	41	44	432	31.56
Constituent	20	43	19	10	6	98	7.16
Total	227	677	245	122	98	1,369	100
Share, %	16.58	49.45	17.90	8.91	7.16	100	

**Table 2.5 Distribution of different type of campuses by region**



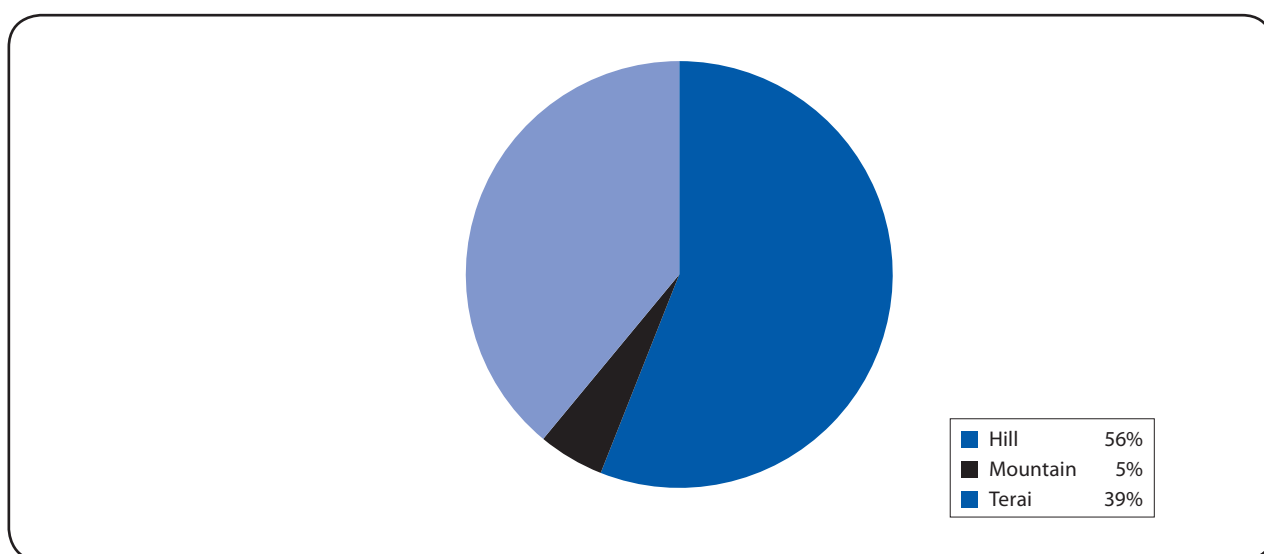
**Figure 2.2 Distribution of three types of campuses by region**

## 2.4 Distribution of campuses in Ecological belts

Table 2.6 and Figure 2.3 show that the number and share of campuses in three ecological belts. Most of the campuses (767) are in Hill belt. Mountain belt has only 73 campuses.

	Mountain	Hill	Tarai	Total
No. of campuses	73	767	529	1,369
Share, %	5.33	56.03	38.64	100

**Table 2.6 Number and share of campuses in different ecological belts.**



**Figure 2.3 Share of campuses in ecological belts**

Distribution of campuses by university and ecological belt (Table 2.7) shows that almost all campuses in the mountain belt are TU campuses.

Eco Belt	University													
	TU	PokU	PU	KU	NSU	FWU	MWU	AFU	LBU	NAMS	BPKIHS	PAHS	KAHS	Total
Mountain	70	0	2	0	0	0	0	0	0	0	0	0	1	73
Hill	624	43	68	18	7	0	0	0	5	1	0	1	0	767
Tarai	429	19	61	3	11	1	1	2	1	0	1	0	0	529
Total	1,123	62	131	21	18	1	1	2	6	1	1	1	1	1,369

**Table 2.7 Distribution of campuses of universities in ecological belts**

Table 2.8 shows relatively high concentration of community campuses in the Hill and Mountain ecological belts.

Campuses	Belt			
	Hill	Tarai	Mountain	Total
Community	243	144	45	432
Constituent	53	43	2	98
Private	471	342	26	839
Total	767	529	73	1,369

**Table 2.8 Distribution of three types of campuses in ecological belts.**

## 2.5 Distribution of campuses by faculty and university

Table 2.9 shows the total number of faculties spread across campuses by university. For example, out of 1,123 TU campuses 604 campuses have the faculty of management. Management, education, and humanities and social sciences faculties are offered in many campuses compared to other faculties. The number of campuses with technical faculties is very low compared to the number of campuses with general faculties. Campuses for technical programs are very less compared to general programs. Management, Education and Humanities and Social Sciences (HSS) are non-technical faculties.

Faculty	University													
	TU	PokU	PU	KU	NSU	FWU	MWU	AFU	LBU	NAMS	BPKIHS	PAHS	KAHS	Total
Management	604	42	58	4	0	1	1	0	0	0	0	0	0	710
Education	552	0	24	2	0	1	1	0	0	0	0	0	0	580
HSS	276	2	19	3	0	1	1	0	0	0	0	0	0	302
S&T	103	3	24	1	0	1	1	0	0	0	0	0	0	133
Engineering	14	13	0	1	0	1	1	0	0	0	0	0	0	30
Medicine	21	2	40	10	0	0	0	0	0	1	1	1	0	76
Agriculture	3	0	0	0	0	0	0	1	0	0	0	0	0	4
Forestry	2	0	0	0	0	0	0	1	0	0	0	0	0	3
Law	8	0	3	0	0	0	0	0	0	0	0	0	0	11
Buddism	0	0	0	0	0	0	0	0	6	0	0	0	0	6
Sanskrit	0	0	0	0	18	0	0	0	0	0	0	0	0	18
Animal Science	0	0	0	0	0	0	0	1	0	0	0	0	0	1

Table 2.9 Total number of faculties available in campuses of various universities

Faculty	University		
	Community	Constituent	Private
Management	271	35	402
Education	349	30	201
Humanities and Social Sciences	132	38	115
S&T	15	29	89
Engineering	0	8	22
Medicine	1	12	63
Agriculture	0	4	0
Forestry	0	3	0
Law	1	6	4
Buddhism	0	1	5
Sanskrit	2	14	2
Animal Science	0	1	0

Table 2.10 Distribution of faculties in three type of campuses

Table 2.11 presents distribution of different types of campuses by university. The overwhelming number of community campuses are affiliated to TU, whereas about 28% of private campuses are affiliated to other universities.

Campus Type	University														
	TU	PokU	PU	KU	NSU	FWU	MWU	AFU	LBU	NAMS	BPKIHS	PAHS	KAHS	Total	Share
Private	639	58	120	15	2	0	0	0	5	0	0	0	0	839	61.29
Community	424	0	6	0	2	0	0	0	0	0	0	0	0	432	31.56
Constituent	60	4	5	6	14	1	1	2	1	1	1	1	1	98	7.16
Total	1123	62	131	21	18	1	1	2	6	1	1	1	1	1369	100.00
Share	82.03	4.52	9.56	1.53	1.31	0.07	0.07	0.14	0.43	0.07	0.073	0.073	0.073	100	

Table 2.11 Distribution of Different types of campuses by university

# SECTION-3

## Enrolment in Higher Education

### 3.1 Distribution of enrolment by university

In 2013/14, the total higher education enrolment was 458,621. This enrolment accounts for regular students only. In the EMIS report of 2012/13 the enrolment reported of 560,110 included both regular and back paper students<sup>1</sup>. The number of students appearing in regular examinations<sup>2</sup> is reported here as the TU enrolment, which would be smaller than the enrolment. The source of data for TU is the Office of the Controller of Examinations (OCE). For all other universities actual enrolment figures are reported. Enrolment distribution between universities is presented in Table 3.1, and the share of universities in the total enrolment is illustrated in Figure 3.1.

S.No.	University	Total	Share
1	AFU	446	0.1
2	BPKIHS	443	0.1
3	FWU	2,461	0.54
4	KU	14,550	3.17
5	LBU	241	0.05
6	MWU	1,944	0.42
7	NAMS	245	0.05
8	NSU	3,862	0.84
9	PAHS	235	0.05
10	PoKU	25,254	5.51
11	PU	24,441	5.33
12	TU	38,4499	83.84
	Total	45,8621	100

Table 3.1 Enrollment of Universities, 2013/14

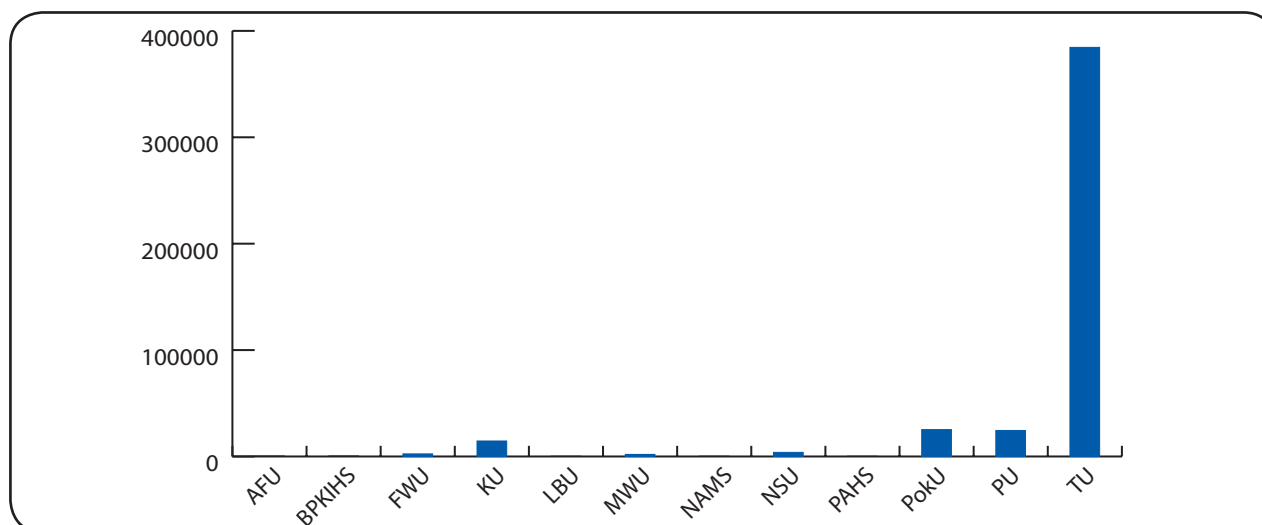


Figure 3.1 Enrollment of Universities, 2013/14

<sup>1</sup> Students who did not pass in the previous year's examination can appear in the examination of the subsequent year. Such students are known as back paper students.

<sup>2</sup> Students registered for all subjects of each program are regarded as regular students.

### 3.2 Distribution of students in different regions

Table 3.2 and Figure 3.2 show distribution of students in five development regions, and Figure 3.3 illustrates enrolment per one thousand population for various regions. Figures 3.3 indicates that the regional disparity in access to higher education is not as stark as it may appear from Figure 3.2.

Region	Total	Share
Eastern	60,536	13.2
Central	245,050	53.43
Western	75,159	16.39
Mid-Western	40,032	8.73
Far-Western	37,844	8.25
Total	458,621	100

Table 3.2 Distribution of students and their share in each development region

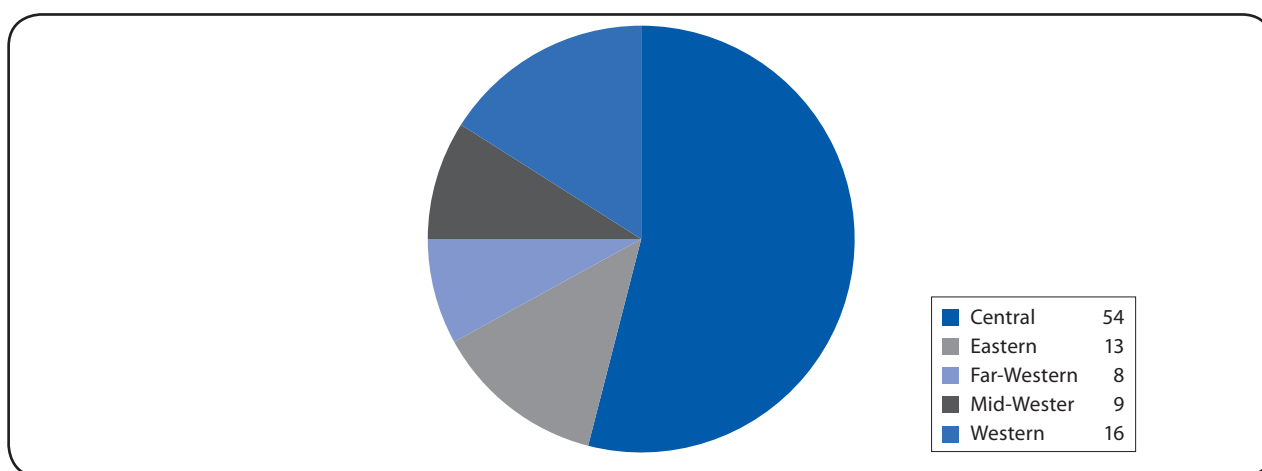


Figure 3.2 Share of students by regions

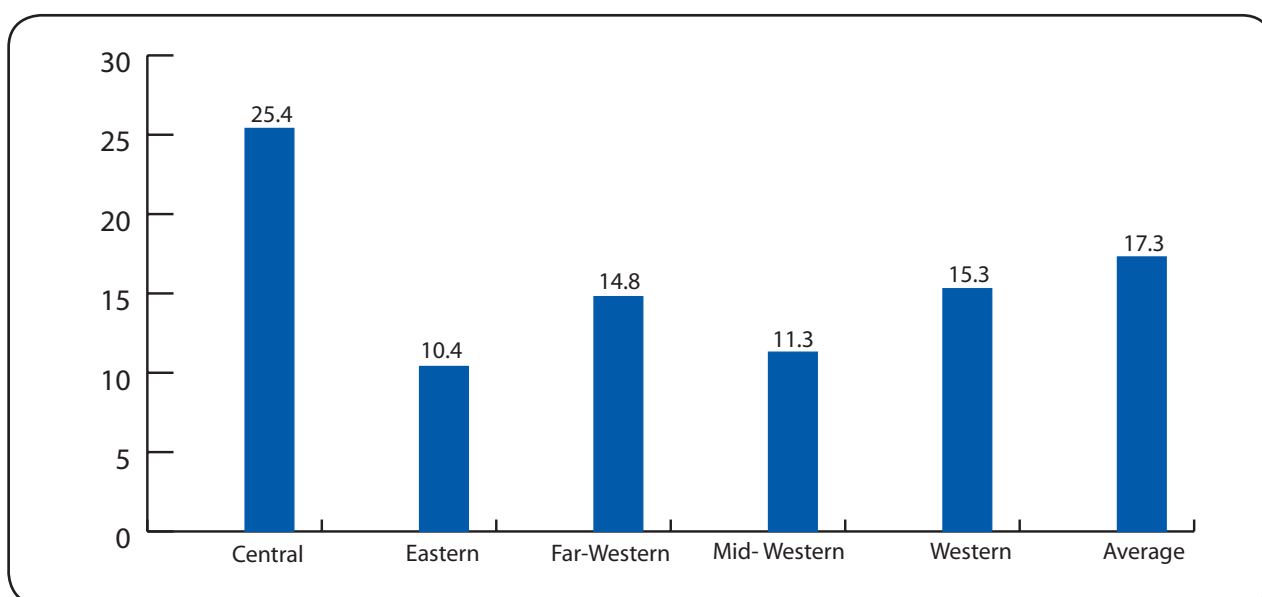


Figure 3.3 Enrolment/1,000 population

Table 3.3 shows distribution of university enrolment among regions. While TU and NSU were established as universities to cater for the whole country, PokU, PU and KU were conceived as universities of regional nature. But the latter group of universities have also already expanded their outreach to four regions. All these five universities have high concentration of their enrolment in the Central Region : KU – 75.9%, PokU - 63.7%, PU - 61.8%, 60.4% and TU – 51.9%. Compared to other four universities the enrolment of TU is more evenly spread across regions.

Region	University												Total
	TU	PokU	PU	KU	NSU	FWU	MWU	AFU	LBU	NAMS	BPKIHS	PAHS	
Eastern	50630	0	8204	1090	169	0	0	0	0	0	443	0	60536
Central	199719	16093	14756	11039	2388	0	0	446	129	245	0	235	245050
Western	64027	7784	1157	1516	563	0	0	0	112	0	0	0	75159
MidWestern	36992	582	0	0	514	0	1944	0	0	0	0	0	40032
FarWestern	33131	795	324	905	228	2461	0	0	0	0	0	0	37844
Total	384499	25254	24441	14550	3862	2461	1944	446	241	245	443	235	458621

**Table 3.3 Distribution of university enrolment in different regions**

Table 3.4 shows enrolment distribution by region and campus type, and Table 3.5 shows share of different types of campuses by region. While close to two third of the enrolment of constituent and private campuses are concentrated in the Central Region, the share of community campus enrolment in the Central Region is close to one third. In all remaining regions the share of community campuses in the regional enrolment is higher than that of constituent and private campuses. The above indicates at the contribution of community campuses in addressing regional equity. According to Table 3.5 the shares of community, constituent and private campuses in the total enrolment of the country are around 33%, 31% and 36% respectively.

Region	Campus Type			
	Community	Constituent	Private	Total
Eastern	23,364	14,877	22,295	60,536
Central	50,907	86,405	107,738	245,050
Western	34,669	24,487	16,003	75,159
Mid-Western	18,358	13,205	8,469	40,032
Far-Western	23,046	5,034	9,764	37,844
Total	150,344	144,008	164,269	458,621

**Table 3.4 Enrolment distribution by region and campus type**

Region	Campus Type			
	Community	Constituent	Private	Total
Eastern	15.54	10.33	13.57	13.20
Central	33.86	60.00	65.59	53.43
Western	23.06	17.00	9.74	16.39
Mid-Western	12.21	9.17	5.16	8.73
Far-Western	15.33	3.50	5.94	8.25
Total	100.00	100.00	100.00	100.00
Share by campus type for Nepal, %	32.78	31.40	35.82	100.00

**Table 3.5 Share of different types of campuses by region, %**

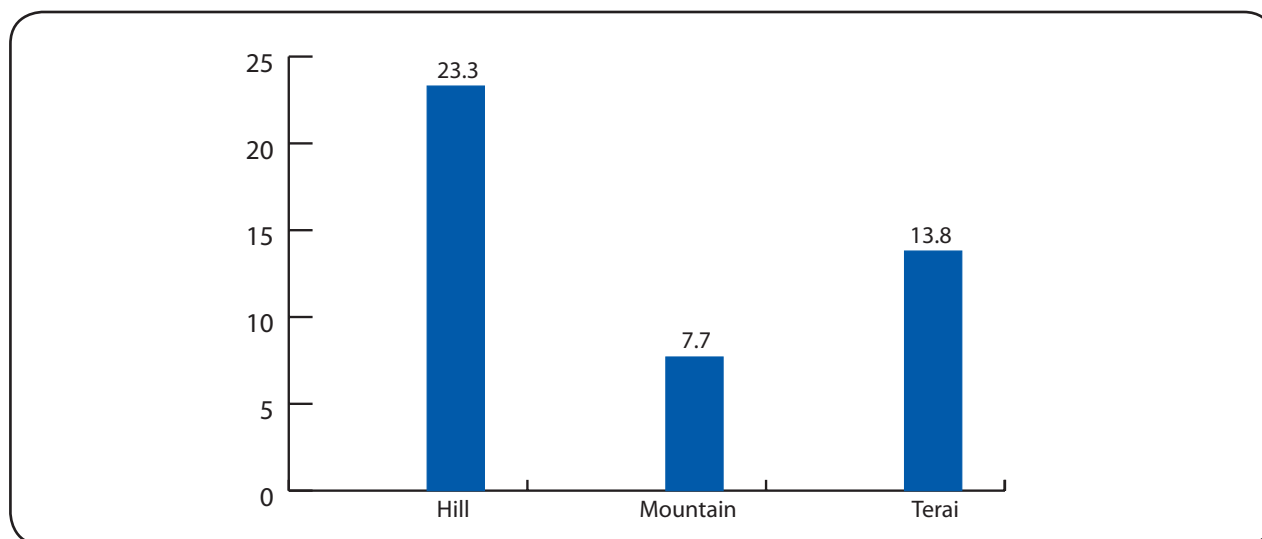
### 3.3 Enrolment distribution by ecological belt

The enrolment distribution and share by ecological belt is presented in Table 3.6. Enrolment per one thousand population by ecological belt in Figure 3.4. The share of university enrolment by ecological belt is presented in Table 3.7. Table 3.8 shows that TU followed by PU are making the highest contribution in equitable across

to higher education across ecological belts.

Ecological	Total	Share
Mountain	13,653	2.98
Hill	261,922	57.11
Tarai	183,046	39.91
Total	458,621	100

**Table 3.6 Enrolment distribution and share by ecological belt**



**Figure 3.4 Enrolment per 1,000 population by ecological belt**

Eco belts	University												Total
	TU	PokU	PU	KU	NSU	FWU	MWU	AFU	LBU	NAMS	BPKIHS	PAHS	
Mountain	13362	0	291	0	0	0	0	0	0	0	0	0	13653
Hill	214568	19492	13512	11342	2399	0	0	0	129	245	0	235	261922
Tarai	156569	5762	10638	3208	1463	2461	1944	446	112	0	443	0	183046
Total	384499	25254	24441	14550	3862	2461	1944	446	241	245	443	235	458621

**Table 3.7 Number of students of each university in each ecological belt**

Eco belts	University				
	TU	PokU	PU	KU	NSU
Mountain	3.48	0.00	1.19	0.00	0.00
Hill	55.80	77.18	55.28	77.95	62.12
Tarai	40.72	22.82	43.53	22.05	37.88
Total	100.00	100.00	100.00	100.00	100.00

**Table 3.8 Share of university enrolment by ecological belt**

Enrolment and share in the total enrolment by campus type and ecological belt are presented in Table 3.9 and Table 3.10 respectively. The shares of community campuses are highest in Mountain and Tarai ecological belts compared to other types of campuses. Among the ecological belts private and constituent campuses have highest share of their enrolment in Hill. The above indicates that community campuses are helping to enhance equitable access to higher education across ecological belts.

Ecological	Campus Type			
	Community	Constituent	Private	Total
Mountain	11576	1212	865	13653
Hill	63739	98797	99386	261922
Tarai	75029	43999	64018	183046
Total	150344	144008	164269	458621

Table 3.9 Number of students of three types of campuses in ecological belts

Ecological	Campus Type			
	Community	Constituent	Private	Total
Mountain	7.70	0.84	0.53	2.98
Hill	42.40	68.61	60.50	57.11
Tarai	49.90	30.55	38.97	39.91
Total	100.00	100.00	100.00	100.00

Table 3.10 Enrolment share by campus type and ecological belt, %

### 3.4 Enrolment by faculty

Enrolment distribution and share by faculty are shown in Table 3.11. The faculties with large shares in the total enrolment of technical faculties are S&T (42.5%), Engineering (27.3%) and Medicine (26.8%). The total share of Agriculture, Animal Sciences and Forestry in the total enrolment of technical faculties is only 3.4%. The faculties with large shares in the total enrolment of non-technical faculties are Management (43.1%), Education (40.3%) and Humanities and Social Sciences (14.6%). The total share of Buddhism, Law and Sanskrit in the total enrolment of technical faculties is only 2.1%.

Faculty	Enrolment	Share, %
<i>Technical</i>	66,626	14.52
Agriculture	1558	0.34
Animal Science	102	0.02
Engineering	18216	3.97
Forestry	597	0.13
Medicine	17857	3.89
S&T	28296	6.17
<i>Non-Technical</i>	391,995	85.48
Buddhism	241	0.05
Education	157793	34.41
Humanities and Social Sciences	57424	12.52
Law	3832	0.84
Management	168843	36.82
Sanskrit	3862	0.84
<b>Grand total</b>	<b>458,621</b>	<b>100</b>

Table 3.11 Number of students in each faculties and their share

Distribution enrolment of universities by faculty is presented in Table 3.12. The share of enrolment of universities in the total enrolment of Engineering, Medicine and S&T faculties are presented in Figure 3.5. Among four universities with large enrolment in technical faculties KU has the largest share of technical enrolment (74.3%) followed by PU (40.3), PokU (39.0) and TU (8.9%). While Engineering faculty enrolment of TU and PokU are comparable – 8,458 and 8,386 respectively Medicine faculty enrolment is highest in KU (8,566) followed by TU (3,811) and PU (3,758). TU has the largest enrolment S&T faculty (20,266) followed by PU (6,090).



Faculty	University												Total
	TU	PokU	PU	KU	NSU	FWU	MWU	AFU	LBU	NAMS	BPKIHS	PAHS	
<i>Technical</i>	34,346	9847	9848	10808	0	140	268	446	0	245	443	235	66626
Agriculture	1,305	0	0	0	0	0	0	253	0	0	0	0	1558
Animal Science	0	0	0	0	0	0	0	102	0	0	0	0	102
Engineering	8458	8386	0	1182	0	94	96	0	0	0	0	0	18216
Forestry	506	0	0	0	0	0	0	91	0	0	0	0	597
Medicine	3811	799	3758	8566	0	0	0	0	0	245	443	235	17857
S&T	20266	662	6090	1060	0	46	172	0	0	0	0	0	28296
<i>Non-Technical</i>	350153	15407	14593	3742	3862	2321	1676	0	241	0	0	0	391995
Buddhism	0	0	0	0	0	0	0	0	241	0	0	0	241
Education	150863	0	4692	686	0	1116	436	0	0	0	0	0	157793
HSS	54404	243	921	1091	0	308	457	0	0	0	0	0	57424
Law	3046	0	786	0	0	0	0	0	0	0	0	0	3832
Management	141840	15164	8194	1965	0	897	783	0	0	0	0	0	168843
Sanskrit	0	0	0	0	3862	0	0	0	0	0	0	0	3862
<b>Grand Total</b>	<b>384499</b>	<b>25254</b>	<b>24441</b>	<b>14550</b>	<b>3862</b>	<b>2461</b>	<b>1944</b>	<b>446</b>	<b>241</b>	<b>245</b>	<b>443</b>	<b>235</b>	<b>458,621</b>

Table 3.12 Distribution of enrolment of universities by faculty

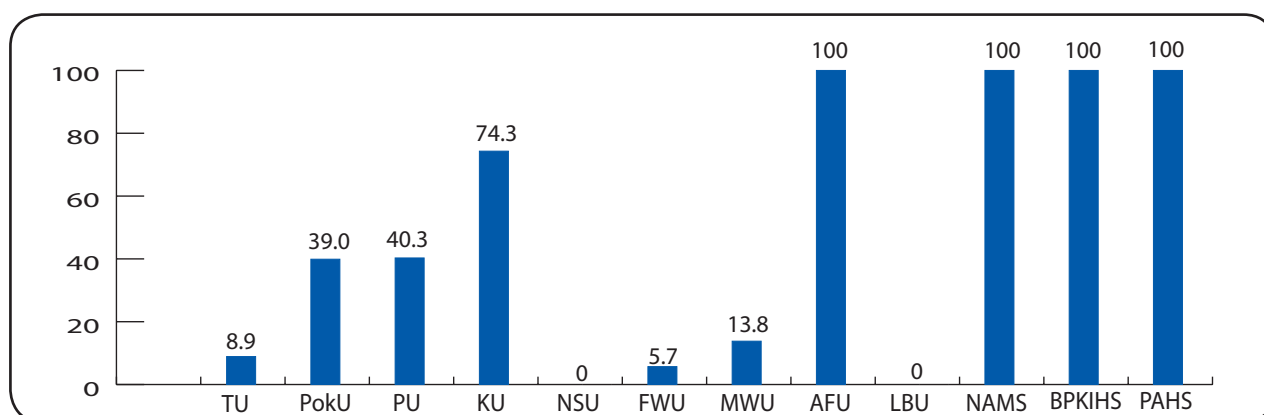


Figure 3.5 Share of technical faculty enrolment by university, %

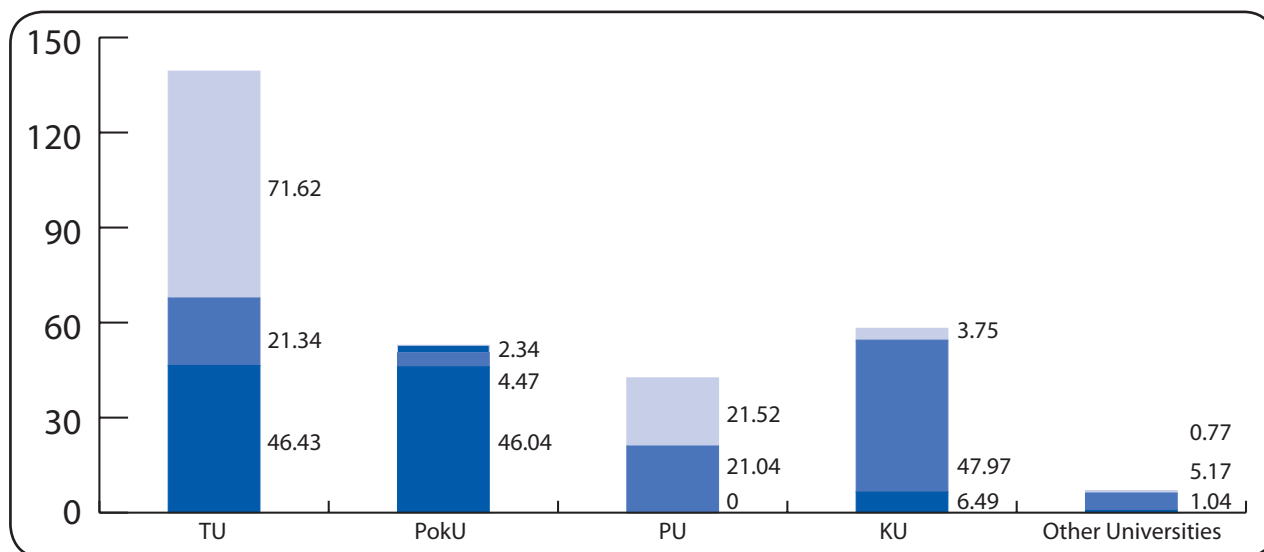


Figure 3.6 Share of Engineering, Medicine and S&amp;T faculty enrolment in universities

### 3.5 Enrolment by faculty and Campus type

The distribution of enrolment by faculty and campus type is presented in Table 3.13. And the share of different types of campuses in the total enrolment is illustrated in Figure 3.7. Private campuses have the highest share of technical enrolment (23.9%) followed by constituent campuses (18%) and community campuses 0.7%. While community campuses account for the largest share of enrolment in the Education faculty (55.5%), constituent campuses in the Humanities and Social Sciences faculty (48.6%) and private campuses in the faculty of Management (47.3%).

Faculty	Campus Type			
	Community	Constituent	Private	Total
<i>Technical</i>	1062	26370	39194	66626
Agriculture	0	1558	0	1558
Animal Science	0	102	0	102
Engineering	0	4336	13880	18216
Forestry	0	597	0	597
Medicine	206	3633	14018	17857
S&T	856	16144	11296	28296
<i>Non-Technical</i>	149282	117638	125075	391995
Buddhism	0	112	129	241
Education	87577	41363	28853	157793
Humanities and Social Sciences	14435	27939	15050	57424
Law	30	2932	870	3832
Management	47089	41905	79849	168843
Sanskrit	151	3387	324	3862
<b>Grand total</b>	<b>150344</b>	<b>144008</b>	<b>164269</b>	<b>458621</b>

Table 3.13 Distribution of enrolment by faculty and campus type

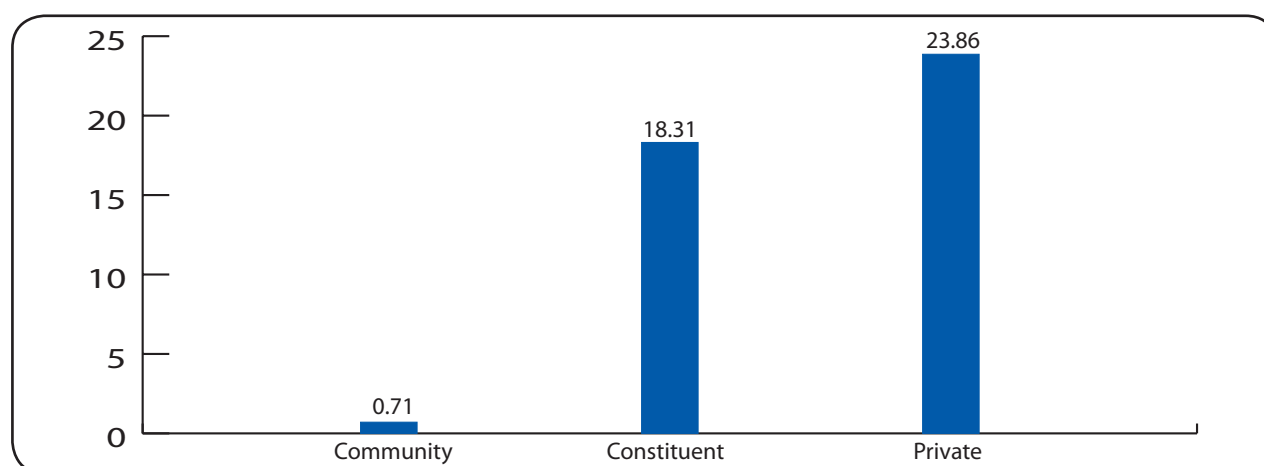


Figure 3.7 Share of technical faculties by campus type, %

The distribution of enrolment of universities by campus type is presented in Table 3.14. Private campuses dominate in the enrolment of PokU (92.9%), PU (91.7%) and KU (62.4%). The enrolment of constituent campuses dominates in NSU (87.7%).

Type	University												
	TU	PokU	PU	KU	NSU	FWU	MWU	AFU	LBU	NAMS	BPKIHS	PAHS	Total
Private	108865	23472	22405	9074	324	0	0	0	129	0	0	0	164269
Community	149044	0	1149	0	151	0	0	0	0	0	0	0	150344
Constituent	126590	1782	887	5476	3387	2461	1944	446	112	245	443	235	144008
<b>Total</b>	<b>384499</b>	<b>25254</b>	<b>24441</b>	<b>14550</b>	<b>3862</b>	<b>2461</b>	<b>1944</b>	<b>446</b>	<b>241</b>	<b>245</b>	<b>443</b>	<b>235</b>	<b>458621</b>

Table 3.14 Number of students in each university in different type of campuses

### 3.6 Enrolment by gender

Enrolment by gender for universities is presented in Table 3.15 and the share of female in the enrolment is illustrated in Figure 3.8. In all universities except for TU, for which gender segregated enrolment data is available, the female share is less than 50%.

University	Male	Female	Total	Female share, %
TU	176967	189773	366740	51.7
FWU	1223	1192	2415	49.4
KU	7530	5813	13343	43.6
BPKIHS	204	130	334	38.9
PAHS	148	87	235	37.0
PU	13973	8138	22111	36.8
LBU	154	87	241	36.1
NAMS	175	60	235	25.5
NSU	3001	635	3636	17.5

Table 3.15 Enrolment of universities by gender

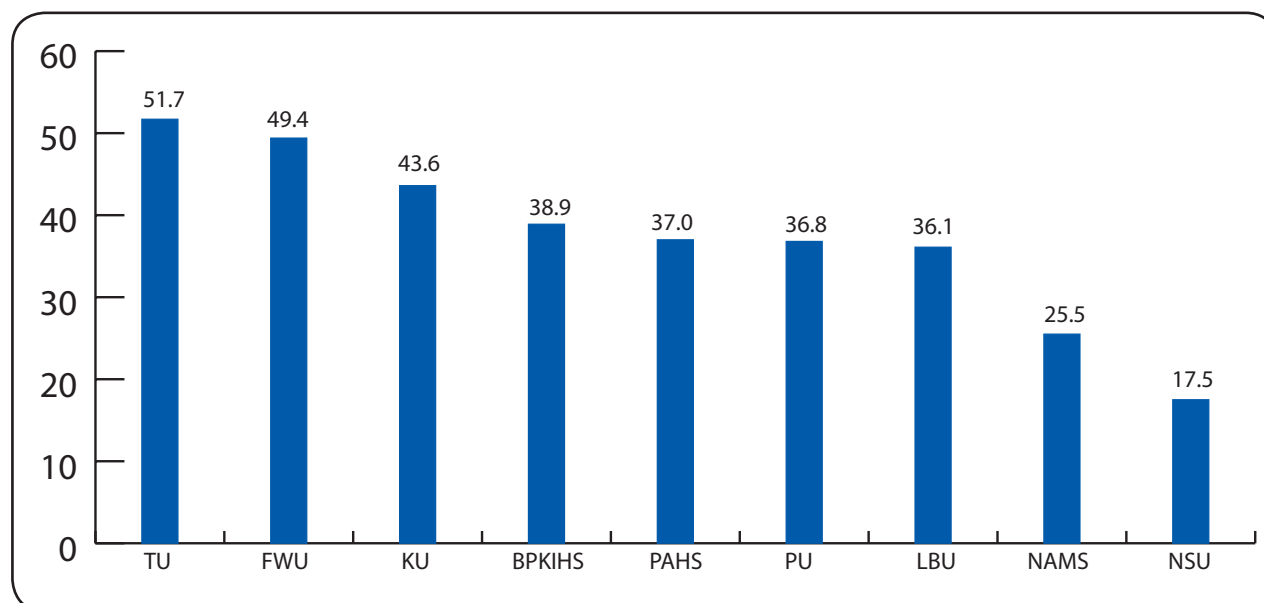


Figure 3.8 Female share in university enrolment, %

### 3.7 Enrolment by level of education

Table 3.16 shows enrolment in different level of education of universities.

Type	University												
	AFU	BPKIHS	FWU	KU	LBU	MWU	NAMS	NSU	PAHS	PokU	PU	TU	Total
Bachelor	310	291	2208	12498		1290			235	20797	21822	335315	394766
Master	124	152	253	1484	215	654	245	3862		4449	2619	49140	63197
M.Phil				334									334
PGD				97								44	141
PHD	12			137	26					8			183
Total	446	443	2461	14550	241	1944	245	3862	235	25254	24441	384499	458621

Table 3.16 Enrolment distribution by university and level of study

# SECTION-4

## GENDER PARITY INDEX

**G**ender parity index (GPI) of higher education (HE) tells us about the equity of female students' access to the higher education. GPI in the higher education is expressed as the ratio of the number of girls to the number of boys enrolled in the higher education.

Measure of gender parity in education helps to explain how the participation in and opportunities for schooling compare for females and males. An index of value less than 1 indicates that the participation rate for males is higher for that for females; an index value of greater than 1 indicates that the participation rates for females is higher than that for males. Consequently, where the GPI equals 1 indicates that the parity is achieved.

In 2013/14, the GPI in higher education enrolment in Nepal is 1.05. During the period of 2005-13 GPI has increased from 0.5 to 1.05. GPI by university is presented in Table 4.1 and Figure 4.1. While TU with GPI of 1.07 and FWU with GPI of 0.97 have in principle achieved gender parity other universities have not. Among the remaining universities, for which gender disaggregated enrolment data is available, KU has the highest (0.77) and NSU (0.21) the lowest GPI.

University	BPKIHS	FWU	KU	LBU	NAMS	NSU	PAHS	PU	TU
GPI	0.64	0.97	0.77	0.56	0.34	0.21	0.59	0.58	1.07

Table 4.1 GPI of universities

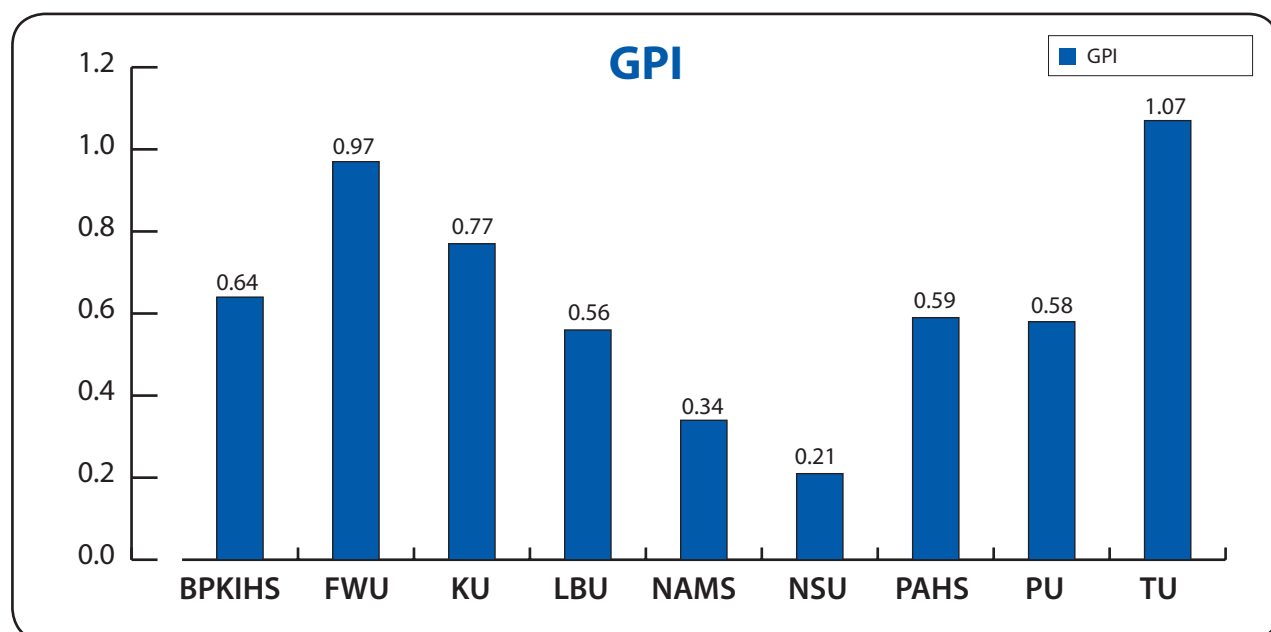
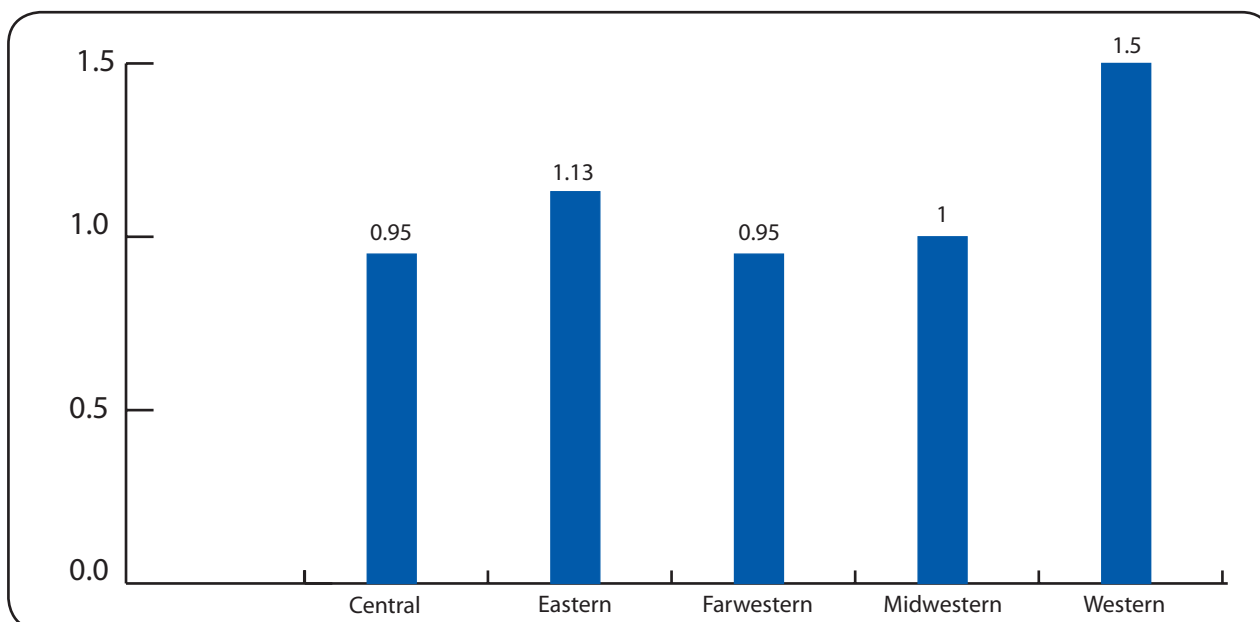


Figure 4.1. GPI of universities

According to this table Western region has the highest (1.5) GPI, and Central and Far-Western region have the lowest (0.95) GPI.



**Figure 4.2 GPI of five regions**

GPI by faculty is presented in Table 4.2. GPI of Education faculty is 1.67, the highest and GPI of engineering is 0.12 the lowest. Other faculties with relatively high GPI are Management (0.86), Medicine (0.84) and Humanities and Social Sciences (0.83).

Faculty	Agriculture	Buddhism	Education	Engineering	Forestry	Humanities & Social Sciences	Law	Management	Medicine	S&T	Sanskrit
GPI	0.45	0.56	1.67	0.12	0.33	0.83	0.45	0.86	0.84	0.33	0.21

**Table 4.2 GPI in different faculties**

# SECTION-5

## PASS RATE IN HIGHER EDUCATION

This chapter presents the student pass rates of those universities for which data is available. Pass rates of universities are analyzed in terms of the academic levels and faculties in this Section. Table 5.1 presents pass rates of some universities, and Table 5.2 shows pass rates at the bachelor's level for some faculties of TU. While the pass rates for BPKHIS, LBU and NAMS are high, the pass rate for TU at the bachelors' level is very low.

University	Level	Pass Rate
BPKHIS	Bachelors	94.86
FWU	Bachelors	44.78
LBU	Masters	86.59
NAMS	Masters	96.14
TU	Bachelors	24.1

Table 5.1 Pass rates of universities

Faculty	Pass Percent
Education	14.49
HSS	27.94
Law	18.15
Management	20.4
S&T	36

Table 5.2 Average Pass Rates at bachelor's level in different faculties of TU

# SECTION-6

## Higher Education Graduates

Data about graduates presented in this report is based on the convocation grace lists of the universities . The actual number of graduates would be higher than the number reported in this chapter.

Table 6.1 presents the number of graduates by university and Table 6.2 shows number of graduates by faculty . Based on the incomplete data the share of graduates from technical faculties is 16.6% of the total number of graduates.

University	BPKIHS	KU	PokU	TU	Total
Graduates	248	2,052	3,293	53,209	58,802

Table 6.1 Number of graduates in different universities

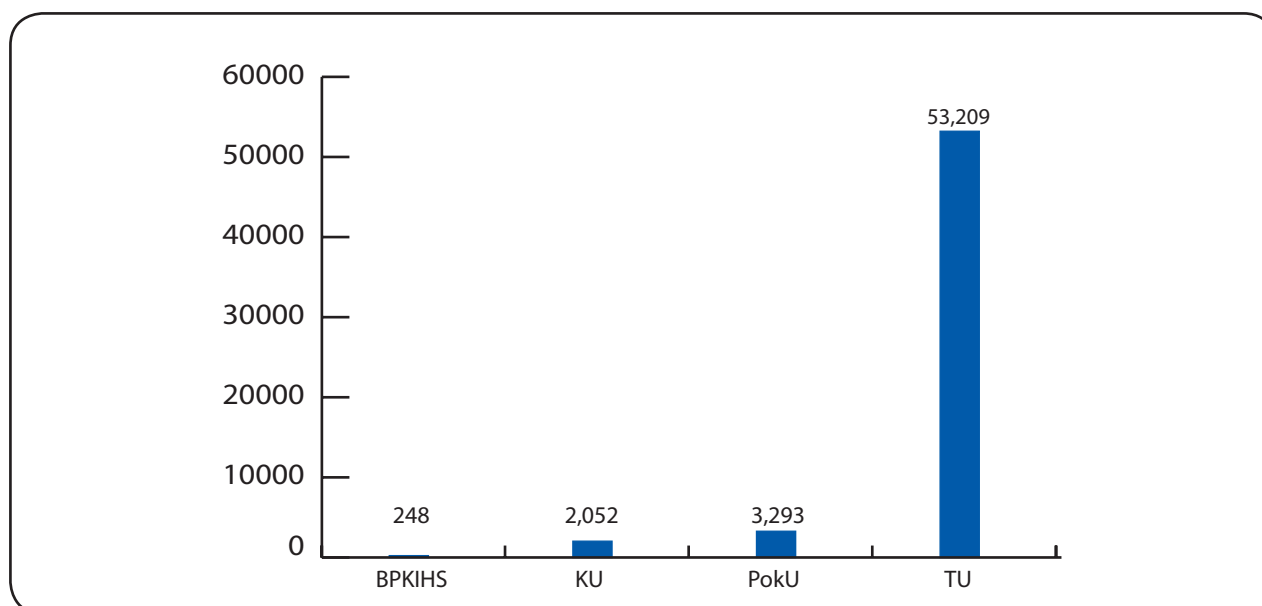


Figure 6.1 Number of graduates of different universities

Faculty	Graduates
Agriculture	250
Animal Science	15
Education	20366
Engineering	2050
Forestry	105
HSS	11276
Law	482
Management	16915
Medicine	2292
S&T	5051
Total	58802

Table 6.2 Number of graduates by faculty

# SECTION-7

## GROSS ENROLMENT RATIO

The United Nations Educational Scientific and Cultural Organization (UNESCO), describes 'Gross Enrolment Ratio' (GER) as the total enrolment within a country in a specific level of education, regardless of age, expressed as a percentage of the population in the official age group corresponding to the level of education. While the duration of masters' degree programs is two years duration, the duration of bachelors degree programs is predominantly three years though transition is being made from three to four years. In this context the age group corresponding to bachelors level is assumed to be 18 to 20 years of age and to masters levels 21 to 22 years of age for the purpose of calculation of GER. Table 7.1 presents GER for bachelors and masters levels, and higher education as a whole. And Table 7.2 provides GER data segregated by gender. While male and female GER is comparable at the bachelors level, the gender gap at the masters level is significant.

	Bachelors	Masters	Average
GER	23.05	6.35	17.15
Enrollment	398628	59993	458621
Population	1,729,208	944,589	2,673,797

Table 7.1 Gross Enrolment Ratio by level of education

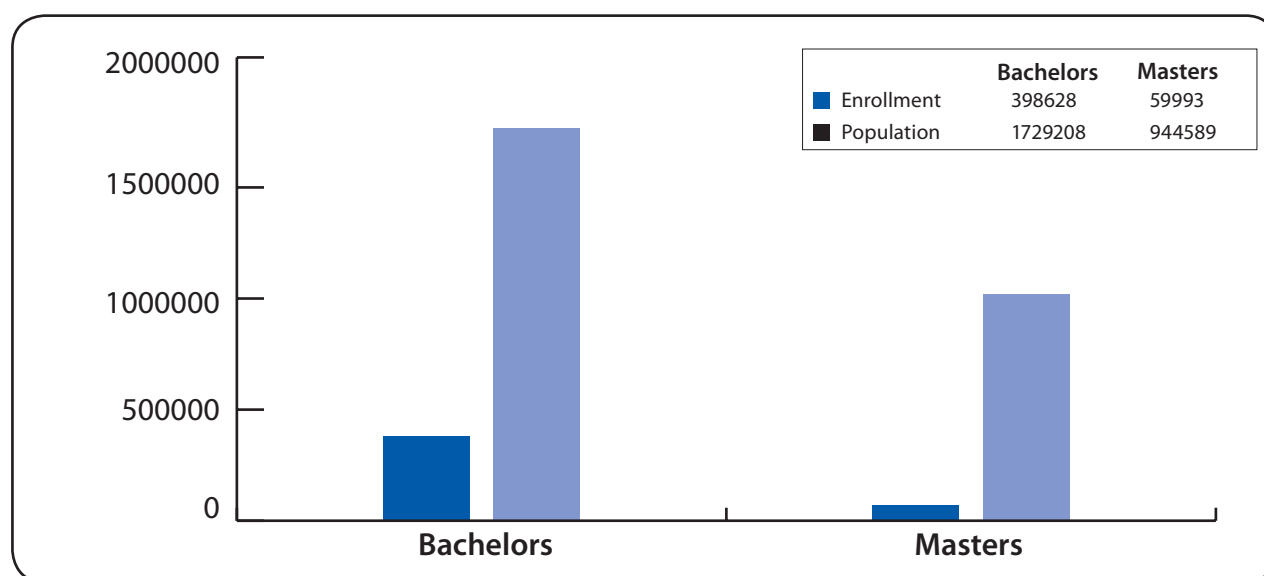


Figure 7.1 GER for bachelor and master level of education

	Bachelors		Masters	
	Female	Male	Female	Male
GER	20.9	21.22	4.72	7.12
Enrollment	189930	174032	24668	30078
Population	908961	820247	522322	422267

Table 7.2 Gender-wise Gross Enrollment Ratio by level of education



# SECTION-8

## Public financing for higher education

Higher education is financed on cost-sharing basis. The level of subsidy differs from university to university and by the type of campus – constituent and community. Private campuses do not receive public financing. While public financing to all universities are channeled through MOE and UGC public financing for medical academies are channeled through Ministry of Population and Health. Only public financing channeled through the UGC is taken into account in this chapter, which should provide reasonably accurate picture of public financing given the very small amount of financing channeled outside the UGC. According to Table 8.1 the share of higher education budget in 2013/14 was 6.64% of the education budget and 1.28% of the national budget.

Budget	Amount in billion NPR
National	517.24
Education	80.95
<b>Higher education (UGC)</b>	<b>6.64</b>
Percent of Total Budget	1.28
Percent of Education Budget	8.20

Table 8.1 Public financing for higher education for 2013/14

## Public financing per students for various higher education institutions

HEI	Public finance, Rs.	Enrolment	Per student financing, Rs.
Tribhuvan University	3,915,500,000	196985	19,877
<b>Autonomous Campuses</b>			
Mahendra Ratna Campus, Ilam	36,610,000		
Central Technology Campus, Dharan	24,310,000		
Ayurved Campus, Kirtipur			
Mahendra Ratna Campus, Kathmandu			
Nepal Sanskrit University	266,110,000	1,483	179,440
Purbaanchal University	28,000,000	854	32,787
Pokhara University	33,610,000	1,747	19,239
Kathmandu University	19,000,000	4,878	3,895
Lumbini Boudha University	10,000,000	121	82,645
Far Western University	20,000,000	787	25,413
Mid Western University	20,000,000	2,472	8,091
Agriculture and Forestry Science University	20,000,000	140	142,857
<b>Community campuses</b>	462,500,000	172,095	<b>2,687</b>
<b>Constituent campuses</b>	4,272,220,000	209,893	<b>20,354</b>

Table 8.2 Enrolment and Financing

# SECTION-9

## TEACHERS IN HIGHER EDUCATION

This section provides information about the number of teachers in the universities. The teachers of Universities are generally categorized in the following five different levels: Professor, Reader/Associate Professor, Lecturer, Assistant Lecturer and Others (Including Instructors).

SNo.	University	Professor	Asso. Prof.	Assit. Prof	Lecturer	Teaching Assit.	Instructor	Total
1	PokU	5	6	110	29	6	NA	156
2	PAHS	13	21	20	73	NA	NA	127
3	KU	17	26	78	63	11	NA	195
4	FWU	1	10	NA	19	49	NA	79
5	BPKIHS	68	54	86	NA	NA	NA	208
6	NAMS	43	68	70	24	NA	NA	205
7	LBU	8	4	NA	53	NA	NA	65
8	MWU	NA	NA	NA	NA	NA	NA	156
9	TU	566	2206	NA	3060	1673	461	7966
0	Total	721	2395	364	3321	1739	461	9157

Table 9.1 shows the number teachers in the constituent campuses of different levels by university

# SECTION - 10

## STUDENT – TEACHER RATIOS (IN CONSTITUENT CAMPUSES)

Table 10.1 presents Student to Teacher ratios (STR) for constituent campuses. STR varies in a wide range.

University	Students	Teachers	STR
BPKIHS	443	208	2.13
FWU	2461	79	31.15
KU	5476	195	28.08
LBU	112	65	1.72
MWU	1944	156	12.46
NAMS	245	205	1.2
PAHS	235	127	1.85
PoKU	1782	156	11.42
TU	126590	7966	15.89

**Table 10.1 Student to Teacher Ratio for universities**

# SECTION- 11

## Average Number of students in a campus

This section provides information about the average number of students (average campus size) in three different types of campuses. Table 11.1 shows the average number of students in each type of campus and average for all types of campuses. This figure is based on number of campuses and number of students in the three different types of campuses. There are a few campuses with more than five thousand students, and many campuses with less than 200 students.

CampusType	Number of Students	Number of Campuses	Average Campus Size
Community	150344	432	348
Constituent	144008	98	1469
Private	164269	839	196
All types	458621	1369	335

Table 11.1 Average size of campuses

# SECTION-12

## Recent Trends in Higher Education

This section presents trends analysis of year-wise variation in number of campuses, student enrolment, graduates produced together with the government financing for the years from 2008/09 to 2013/14.

### 12.1 Change in number of students, female enrolment, teachers, graduate, campuses during the last five years

Year	2008/09	2009/10	2010/11	2011/12	2012/13	2013/14
Total Students	284973	376869	407934	444994	560110 <sup>3</sup>	458621
Total Female	113419	153386	170516	201163	267736	205915
Total Teachers	13214	14528	15365	16042	NA	9157 <sup>4</sup>
Graduates	63543	76045	65382	62115	61553	58802
Total Campuses	811	967	1087	1134	1276	1369

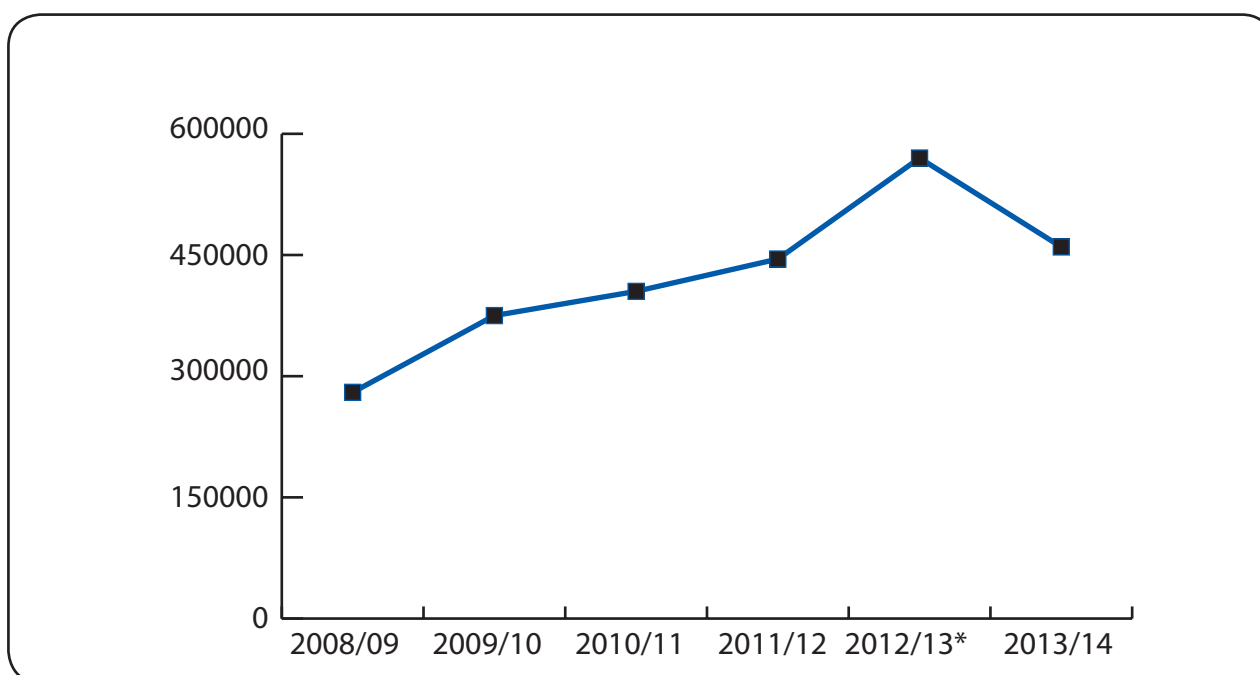
Table 12.1 Number of students, female students, graduates, teachers, and campuses in 2008 to 2013

From the data presented in the table from 12.1 following trends are observed:

- The total number of campuses is increasing each year. It was 811 in 2008 and now it is 1369. More than 500 new campuses are opened during the 6 years period.
- The number of students in 2008 was 284973 in 2008 and it is 458621 in 2013.
- In 2008 there were 13214 female students now there are 205915 female students.
- The number of teachers, including all types of campuses is not available this time, only number of teachers of constituent campuses is show in the table.
- Providing actual graduate number is difficult as there used to be students who do not participate in graduation ceremony even after completing their degrees. In this report graduate numbers are taken from the grace list of the universities. It is not necessary for a grace list to include name of graduate students who have not applied for the graduation ceremony.

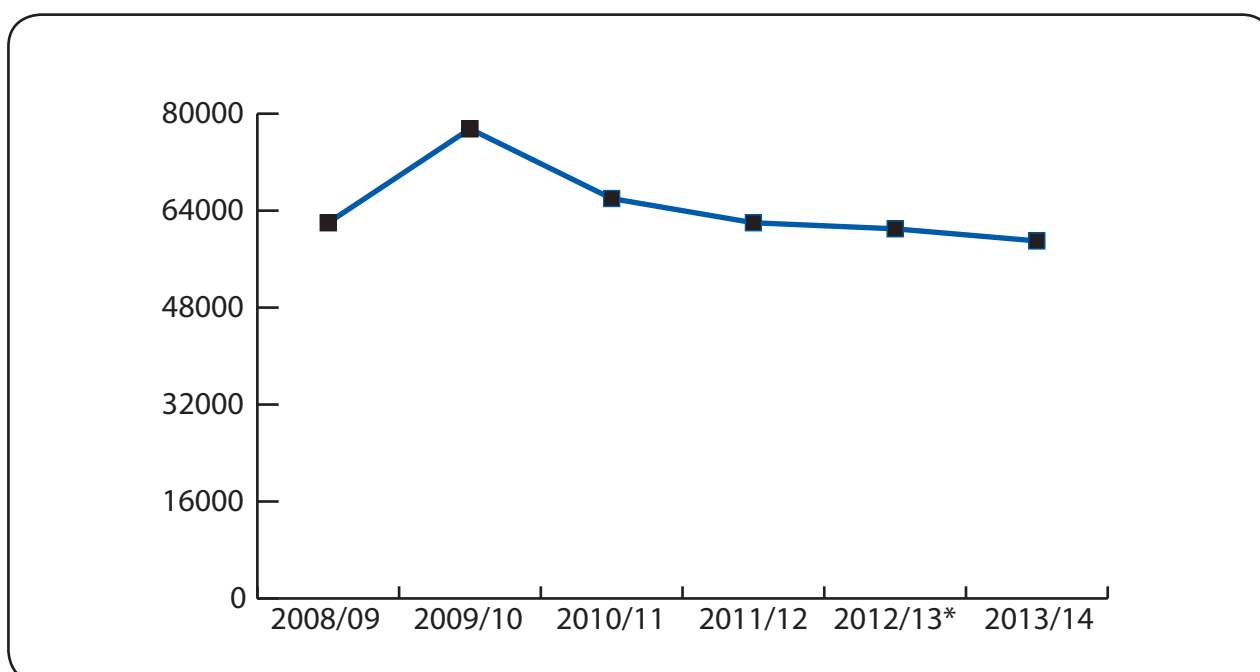
<sup>3</sup> In this year students of TU with both back paper and regular are considered

<sup>4</sup> Teacher number is of only constituent campuses



**Figure 12.1 Trend of student enrolment**

*There is a high elevation in year 2013/14 as there has been inclusion of back paper students of TU.*



**Figure 12.2 Trend in number of Graduates**

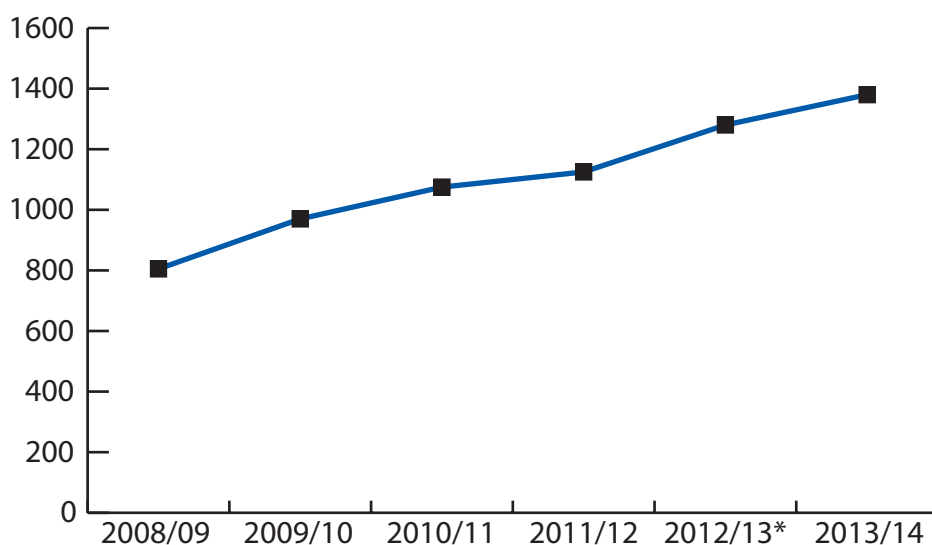


Figure 12.3 Trend in number of Campuses

## 12.2 Change in the number of campuses

Table 12.2 shows that the number of constituent campuses is steady but the affiliated campuses are growing rapidly each year.

Year	2006	2007	2008	2009	2010	2011	2012	2013
Constituent	86	87	87	88	90	90	96	98
Affiliated	562	697	749	895	1,012	1044	1180	1271

Table 12.2 Yearly increase/decrease in total number of campuses by campus type (%), 2006/07 – 2012/13

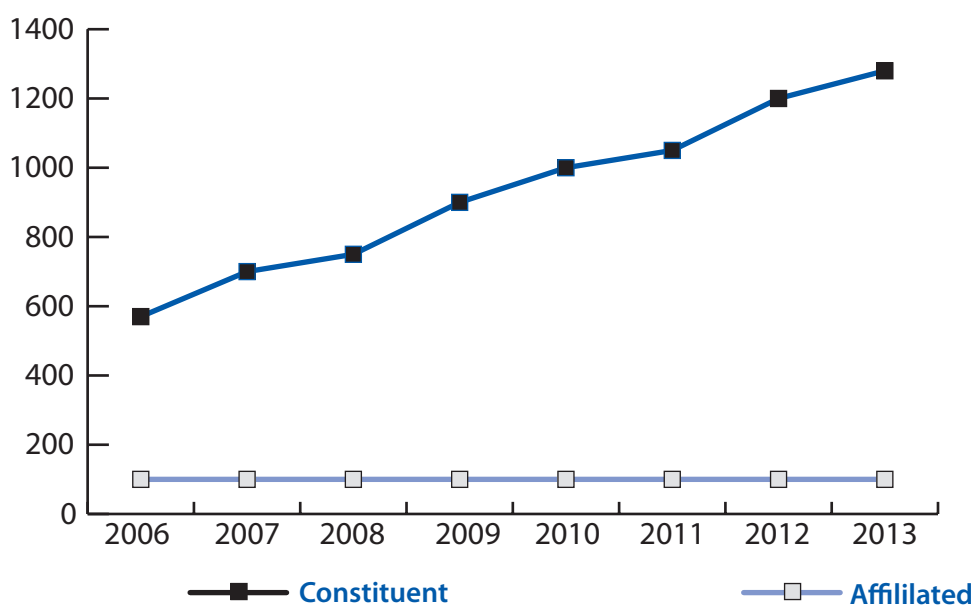


Figure 12.4 Yearly increase/decrease in number of Affiliated and Constituent Campuses

University	Year						
	2007 (%)	2008 (%)	2009 (%)	2010(%)	2011(%)	2012(%)	2013(%)
TU	282,711 (89.5)	317,039 (90.1)	374,706 (89.1)	375,007 (86.9)	382927(86.1%)	491162(87.69%)	384499(83.84%)
KU	6,126 (1.9)	7,795 (2.2)	9,282(2.2)	9,737 (2.3)	11310(2.7%)	12954(2.31%)	14550(3.17%)
PokU	7,638 (2.4)	7,538 (2.1)	13,171(3.1)	16,666 (3.9)	20229(4.8%)	24380(4.35%)	25254(5.51%)
PU	14,878 (4.7)	14,872 (4.2)	18,490(4.4)	24,726 (5.7)	26967(6.4%)	25796(4.61%)	24441(5.33%)
NSU	3,339 (1.1)	3,261 (0.9)	3,624(0.9)	3,945 (0.9)	1925(0.5%)	1691(0.3%)	3862(0.84%)
BPKIHS	1,070 (0.3)	1,192 (0.3)	1,192(0.3)	1,192 (0.3)	1155(0.3%)	251(0.04%)	443(0.1%)
NAMS	203 (0.1)	203 (0.1)	203(0)	203 (0.0)	200(0.05%)	115(0.02%)	245(0.05%)
PAHS	na	na	60(0)	60 (0.0)	55(0.01%)	60(0.01%)	235(0.05%)
LBU	0	0	0	33 (0.0)	226(0.06%)	302(0.05%)	241(0.05%)
FWU	-	-	-	-	-	-	2461(0.54%)
MWU	-	-	-	-	-	-	1944(0.42%)
AFU	-	-	-	-	-	-	446(0.1%)
<b>Total</b>	<b>315,965 (100)</b>	<b>351,900(100)</b>	<b>420,728(100)</b>	<b>431,569 (100)</b>	<b>444994(100%)</b>	<b>560110 (100%)</b>	<b>458621(100%)</b>

Table 12.3 Change in Number of students in different universities and medical academies since 2007 to 2013.

University	Year						
	2007 (%)	2008 (%)	2009 (%)	2010(%)	2011(%)	2012(%)	2013(%)
TU	178,497 (86.9)	214,634 (88.1)	271,733 (87.6)	284,910 (85.9)	309026(84.8%)	428047(87.5%)	335315(84.1%)
KU	5,019 (2.4)	5,929 (2.4)	7,625 (2.5)	8,001 (2.4)	10401(2.9%)	11440(2.34%)	12498(3.13%)
PokU	6,891 (3.4)	6,894 (2.8)	11,860 (3.8)	14,996 (4.5)	18974(5.2%)	22329(4.56%)	20797(5.21%)
PU	13,328 (6.5)	14,309 (5.9)	17,485 (5.6)	21,556 (6.5)	25988(7.1%)	22951(4.69%)	21822(5.47%)
NSU	820 (0.4)	1,006 (0.4)	1,029 (0.3)	1,389 (0.4)	1652(0.5%)	1182(0.24%)	3862(0.96%)
BPKIHS	869 (0.4)	821 (0.3)	821 (0.1)	821 (0.2)	1155(0.3%)	163(0.03%)	291(0.07%)
NAMS	35 (0.0)	35 (0.0)	35 (0.0)	35 (0.0)	0(0%)	30(0.01%)	0
PAHS	na	na	60 (0.0)	60 (0.0)	55(0.01%)	60(0.01%)	235(0.05%)
FWU	-	-	-	-	-	-	2208(0.55%)
MWU	-	-	-	-	-	-	1290(0.32%)
AFU	-	-	-	-	-	-	310(0.07%)
<b>Total</b>	<b>205,459(100)</b>	<b>243,628(100)</b>	<b>310,648(100)</b>	<b>331,768(100)</b>	<b>367251(100%)</b>	<b>489194(100%)</b>	<b>398628(100%)</b>
<b>Total</b>	<b>315,965 (100)</b>	<b>351,900(100)</b>	<b>420,728(100)</b>	<b>431,569 (100)</b>	<b>444994(100%)</b>	<b>560110 (100%)</b>	<b>458621(100%)</b>

Table 12.4 Change in number of students in bachelors level of different universities since 2007 to 2013.

University	Year						
	2007 (%)	2008 (%)	2009 (%)	2010(%)	2011(%)	2012(%)	2013(%)
TU	38,034 (92.0)	37,125 (92.2)	61,318 (93.4)	68,291 (91.0)	76921(96%)	62923(89.83%)	49184(81.98%)
KU	523 (1.3)	1,183 (2.9)	1,013(1.5)	1,330 (1.8)	436(0.6%)	1160(1.66%)	2052(3.42%)
PokU	706 (1.7)	603 (1.5)	1,242(1.9)	1,559 (2.1)	1255(1.6%)	2032(2.9%)	4457(7.42%)
PU	1,499 (3.7)	563 (1.4)	988(1.5)	3,149 (4.2)	979(1.3%)	2831(4.04%)	2619(4.36%)
NSU	160 (0.4)	373 (0.9)	231(0.4)	286 (0.4)	93(0.1%)	293(0.42)	0
BPKIHS	201 (0.5)	251 (0.6)	672(1.0)	251 (0.3)	0	88(0.13%)	152(0.25%)
NAMS	168 (0.4)	168 (0.4)	168(0.3)	168 (0.2)	200(0.3%)	85(0.12%)	245(0.4%)
LBU	0	0	0	0 (0.0)	150(0.2%)	225(0.32%)	241(0.4%)
FWU							253(0.42%)
MWU							654(1.09%)
AFU							136(0.22%)
<b>Total</b>	<b>41,333(100)</b>	<b>40,266 (100)</b>	<b>65,632(100.0)</b>	<b>75,034 (100)</b>	<b>77014(100%)</b>	<b>70044(100%)</b>	<b>59993(100%)</b>

Table 12.5 Change in number of students in master's level of education since 2007 to 2013.



Campus Type	Year						
	2007 (%)	2008 (%)	2009 (%)	2010(%)	2011(%)	2012(%)	2013(%)
Constituent	180,076 (57)	181,297 (51.5)	196,826 (46.8)	169,980 (39.4)	150167(33.8%)	206084(36.79%)	144008(31.4%)
Community	70,810 (22)	95,795 (27.2)	126174 (30)	141,590 (32.8)	157561(33.4%)	172095(30.73%)	150344(32.78%)
Private	65,079 (21)	74,808 (21.3)	97728 (23.2)	119,999 (27.8)	137266(30.8%)	181931(32.48%)	164269(35.81%)
Total	315,965 (100)	351,900 (100)	420,728(100)	431,569 (100)	444994(100%)	560110(100%)	458621(100%)

Table 12.6 Change in number of students in Three types of campuses since 2007 to 2013.

Campus Type	Year						
	2007 (%)	2008 (%)	2009 (%)	2010(%)	2011(%)	2012(%)	2013(%)
Constituent	94,482 (46)	93,765 (38.5)	10,1159(32.6)	92,016 (27.7)	104533(28.5%)	155133(31.71%)	106070(26.6%)
Community	56,692 (31)	83,773 (34.4)	1s1,8126(38.0)	131,277 (39.6)	129432(35.2%)	163289(33.38)	141925(35.6%)
Private	54,285 (18)	66,090 (27.1)	91,363(29.4)	108,475 (32.7)	133286(36.3%)	170772(34.91)	150633(37.78%)
Total	205,459 (100)	243,628 (100)	310,648(100.0)	331,768 (100)	367251(100%)	489194(100%)	398628(100%)

Table 12.7 Change in number of Bachelors level students in three types of campuses since 2007 to 2013.

Campus Type	Year						
	2007 (%)	2008 (%)	2009 (%)	2010(%)	2011(%)	2012(%)	2013(%)
Constituent	32,579 (78.8)	31,201 (77.5)	51,259(78.6)	54,229 (72.3)	52299(67.9%)	50112(71.54%)	37938(63.23%)
Community	3,837 (9.3)	4,694 (11.7)	8,048(12.3)	10,241 (13.6)	20735(26.9%)	8806(12.57%)	8419(14%)
Private	4,917 (11.9)	4,371 (10.9)	5,904(9.1)	10,564 (14.1)	3980(5.1%)	11126(15.88)	13636(22.72%)
Total	41,333 (100)	40,266 (100)	65,211(100.0)	75,034 (100)	77014	70044(100%)	59993(100%)

Table 12.8 Change in Number of students in Master's level in three different types of campuses since 2007 to 2013.

## 12.4 Public Financing

1. No clear trend is observed in public financing to explain its effect on the quality education.
2. Public financing per student is high for PokU, PU, and NSU that ranges from Rs 29,683 – 88,002.
3. Looking at the financing in terms of number of graduates produced by the universities, the funding figure appears highest for NSU (Rs 59,342 - 636,820) and lowest for KU (Rs 5,602– 9,300).
4. Financing per student for the constituent campuses is different from that of the community campuses. It is between Rs 10,198 and 22,045 for the constituent campuses and between Rs 460 - 1,118 for the community campuses.

Year	Particulars	
	University budget	HE Budget
2006/07	1,895.00	2037.60
2007/08	2,369.00	2,300.00
2008/09	3,073.00	3,077.90
2009/10	3,413.00	3,680.20
2010/11	3,750.00	4,661.90
2011/12	4,758.00	5,327.00
2012/13	6,110.00	5,907.00
2013/14	6400.00	6,440.00

Table 12.9 Year-wise allocation of the government budget and funding for HE (unit in million Rs), 2006/07 –2013/14

# ANNEXES

## Annex 1

### Definition of levels

Campus	
HE	University or equivalent tertiary level education grade 12
Bachelor	
(B.A., B.Sc., B.B.S., B.Ed., B.B.A., B.E., M.B.B.S., B.H.M., and B.T.T.M., BBM, BIM,)	Higher Education program of minimum 3 to 5 years (except 1 year B.Ed. Program) that starts after Grade 12 for students who have passed Grade 12 of HSEB. BBA, BE, BHM, BIM, BBM and BTTM are of 4 years programs, MBBS is of 5 years. All other programs are of 3 years duration.
Master	
(M.A., M.Sc., M.B.S., M.Ed., M.B.A., M.E., M.D., M.S.W., MHM, and LL.M.)	Higher Education program of 2 years that runs after Bachelor level for students who have passed Bachelor level examination of University.
M. Phil.	Higher Education program of 1½ years for students who have passed Master level examination of University.
PGD	Post Graduate Diploma education for students who have passed Bachelor level examination of University.
Ph.D.	Advanced course for students who have passed either Master or M.Phil. Level.

## Annex 2

### Brief Description of Higher Education System of Nepal

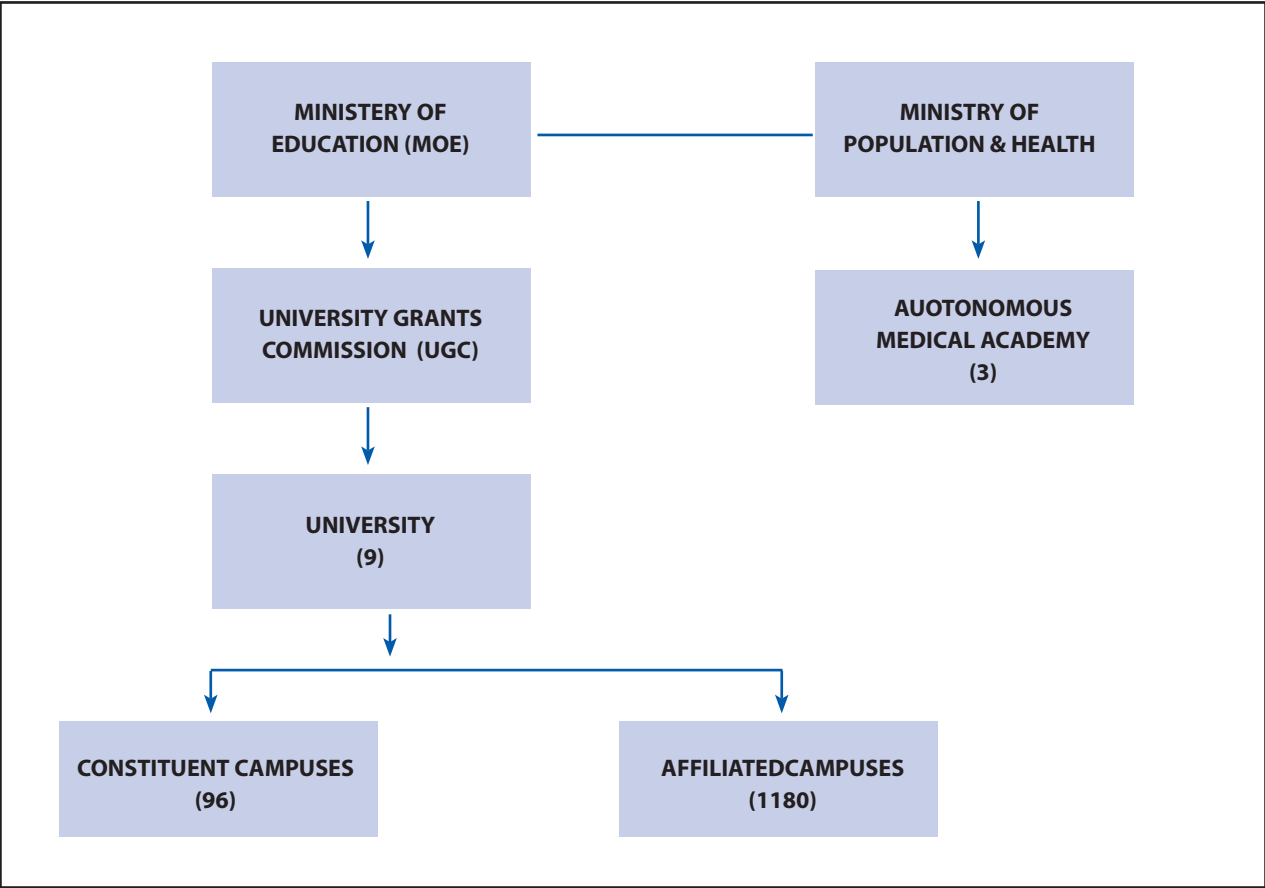
Education imparted after the higher secondary level or the 12th standard is considered as Higher education in Nepal. At present, there are nine universities–TU, NSU, KU, PU, PokU, LBU, FWU, MWU and AFU and four autonomous medical academic–NAMS, BPKIHS, PAHS and KAHS that offer higher education in Nepal. The universities have two types of campuses: constituent campuses – campuses directly managed and administered including financial management by the concerned university; and affiliated campuses – campuses whose academic programs are affiliated to a university, but managed and administered including financing either by private individual/organization (private campuses) or by local community stakeholders (community campuses). The academic activities of both types of campuses are governed by the rules and regulations of the concerned university. There are altogether, 1369 campuses in 2013/14 (98 constituent, 432 community, and 839 private) with 458621 students enrolled in different academic programs in higher education.

The campuses follow the courses designed by the affiliating universities and examinations are conducted and processed by OCE of the respective universities. The academic calendar for student enrolment, schedule of exam, publication of results, courses offered and class hours may vary from university to university. The institutions of higher education are at present providing courses on science and technology, education, management, social sciences and humanities, law, engineering, forestry, medicine, agriculture and animal sciences, ayurved and sanskrit. They run their academic programs with annual or semester systems at the bachelor, master, M. Phil., and Ph.D. levels, but some universities also offer programs like post-graduate diploma (PGD). Depending upon the stream and subject, bachelor level programs are of three to five years duration, master level programs of two years duration and PGD and M. Phil. courses generally of 1½ year duration.

### Basic Structure of Education in Nepal

Education Level	Minimum	Certificate awarded at the end of program	Age	Duration	Level in national structure	Language of instruction
Bachelor	Higher Secondary(+2)/Proficiency certificate Level(PCL)	Bachelor's Degree	18	3-5	<b>Tertiary education (First Degree)  Tertiary education (Second Degree)</b>	English and Nepali
Master	Bachelor's Degree	Master's Degree	21	2		English and Nepali
M. Phil.	Master's Degree	M. Phil	Undefined	1.5		English and Nepali
Ph.D.	M. Phil.	Ph.D.	Undefined	3-5		English and Nepali

## Organizational Structure of Higher Education System of Nepal



( ): The numbers in parenthesis indicates the number of the particulate type of Institutions or campuses.

# Annex 3

## A Brief Description of Universities and Academies

### 1. Tribhuvan University (TU)

Tribhuvan University was established in 2016 BS (1959 AD). The central office of TU is situated near Kirtipur, an ancient town in the southern part of Kathmandu valley. TU is the first and largest university of Nepal. The objectives of TU are to produce skilled human resources essential for overall development of the country and to preserve and develop the historical and cultural heritage of the nation.

It comprises of five institutes, four faculties, and four research centers. The institutes are technical in nature and offer several specialized technical courses on: science and technology, engineering, forestry, agriculture and animal sciences and medicine, whereas the faculties offer courses generally in: management, humanities and social sciences, education, law including fine art at the PCL, bachelor, master, M. Phil., and Ph.D. levels. Though there are six universities in the country, TU holds more than 80 percent of the total higher education enrolment and offers more than 173 academic programs at various levels.

The technical institutes, faculties and research centers under TU are:

#### Technical Institutes

- Institute of Agriculture and Animal Sciences (IAAS)
- Institute of Medicine (IoM)
- Institute of Engineering (IoE)
- Institute of Forestry (IoF)
- Institute of Science and Technology (IoST)

#### Faculties

- Faculty of Humanities and Social Sciences
- Faculty of Management
- Faculty of Law
- Faculty of Education

#### Research Centers

- Centre for Economic Development and Administration (CEDA)
- Research Centre for Educational Innovation and Development (CERID)
- Centre for Nepal and Asian Studies (CNAS)
- Research Centre for Applied Science and Technology (RECAST)

Campus	2006	2007	2008	2009	2010	2011	2012	2013
Total Campuses	480	621	676	792	886	921	1041	1123
No. of Constituent Campuses	60	60	60	60	60	60	60	60
No. of Community Campuses	186	220	218	294	530	336	422	424
No. of Private Campuses	234	341	398	438	296	525	559	639
Enrolment	256,413	282,711	317,039	374,706	375,007	361,825	500,717	384,499
Constituent Campuses	167,114	172,264	172,594	196,826	159,394	156,104	196,985	126,590
Community Campuses	69,795	70,810	95,795	126,174	140,323	128,186	171,191	149,044
Private Campuses	19,504	39,637	48,650	51,706	75,290	77,535	132,541	108,865
Total No. of Teachers	6,160	13,356*	11,889*	13,259*	13,679	13,679	7,966	7,966
Student /Teacher Ratio	1:27	1:18	1:23	1:23	22:01	20:01	24	15.89

Table A3.1 Summary about TU since, 2006 - 2013

Table A3.1 shows that the number of campuses of TU increasing since 2006. The number of affiliated colleges is increasing in good number.

## 2. Nepal Sanskrit University (NSU)

Nepal Sanskrit University was established in 2043 BS (1986 AD). It is situated in Beljhundi of Dang district. The goal of NSU is to modernize sanskrit education in the country and preserve its age-old values. NSU offers courses on uttarmadhyama (sanskrit), shastree (sanskrit), kabiraj (intermediate in ayurved), PCL in science, bachelor in ayurved, acharya (sanskrit), Ph.D. (sanskrit), language training, and yoga training related to sanskrit.

Campus	Year							
	2006	2007	2008	2009	2010	2011	2012	2013
<b>Total Campuses</b>	29	31	27	21	24	21	18	18
No. of Constituent Campuses	12	13	13	12	13	13	14	14
No. of Affiliated Campuses	17	18	14	9	11	8	4	4
<b>Enrolment</b>	2,714	3,339	3,261	3,624	3,945	1925	1691	3862
Constituent Campuses	2,081	2,733	2,780	3,330	3,459	1436	1483	3,387
Affiliated Campuses	633	606	481	294	486	489	208	475
<b>Teachers</b>								
Total No. of Teachers	1178	560	560	419	770	770	770	na
Student /Teacher Ratio	1:02	1:06	1:06	1:06	3:01	2:01	2	na

Table A 3.2 Summary about NSU for 2006 to 2013

## 3. Kathmandu University (KU)

Kathmandu University was established in 2048 BS (1991 AD), and is located at Dhulikhel of Kavre district. KU offers 98 academic programs in science, engineering, management, fine arts, education, medicine etc. at various levels

Campus	Year							
	2006	2007	2008	2009	2010	2011	2012	2013
Total Campuses	19	20	21	21	21	21	21	21
No. of Constituent Campuses	6	6	6	6	6	6	6	6
No. of Affiliated Campuses	13	14	15	15	15	15	15	15
<b>Enrolment</b>	5,687	6,126	7,795	9282	9,737	11310	12954	14550
Constituent Campuses	2,671	2,739	3,427	3627	3,585	4293	4878	5476
Affiliated Campuses	3,016	3,387	4,368	5655	6,152	7017	8076	9074
<b>Teachers</b>								
Total No. of Teachers	138	166	341	341	341	523	200	195
Student /Teacher Ratio	1:19	1:17	1:10	1:10	11:01	14:01	24	28.08

Table A3.3 Summary of KU since 2006 to 2012

## 4. Purbanchal University (PU)

Purbanchal University was established in 2051 BS (1995 AD), in Biratnagar, Morang District, Nepal's, it is the second largest city. PU offers 72 academic programs in science, law, engineering, medicine, management, fine arts, education etc at various levels

Campus	Year							
	2006	2007	2008	2009	2010	2011	2012	2013
Total Campuses	92	84	84	95	114	114	129	131
No. of Constituent Campuses	3	3	3	3	3	3	3	5
No. of Affiliated Campuses	89	81	81	92	111	111	121	126
<b>Enrolment</b>	12,969	14,878	14,872	18,490	24,726	26967	25796	24441

Constituent Campuses	474	641	675	732	881	886	854	887
Affiliated Campuses	12,495	14,237	14,197	17,758	23,845	26111	24942	23,554
<b>Teachers</b>								
Total No. of Teachers	43	50	50	50	49	49	61	na
Student /Teacher Ratio	11:01	13:01	14:01	15:01	18:01	19:01	14:01	na

Table A 3.4 Summary of PU since 2006 to 2013

## 5. Pokhara University (PokU)

Pokhara University was established in 2054 BS (1997 AD) in Pokhara of Kaski district, one of the most popular tourist destinations of the country. Pokhara University offers more than 40 academic programs in humanities, management, science and technology, engineering, medicine etc at various levels.

Campus	Year							
	2006	2007	2008	2009	2010	2011	2012	2013
Total Campuses	26	26	26	50	53	53	53	62
No. of Constituent Campuses	3	3	3	4	4	4	4	4
No. of Affiliated Campuses	23	23	23	46	49	49	49	58
<b>Enrolment</b>	5,360	7,638	7,538	13,171	16,666	20229	24380	25254
Constituent Campuses	463	426	426	788	1,173	1459	1747	1782
Affiliated Campuses	4,897	7,212	7,112	12,383	15,493	18770	22633	23472
<b>Teachers</b>								
Total No. of Teachers	52	50	50	50	116	116	119	156
Student /Teacher Ratio	1:09	1:09	1:09	1:16		24:01:00	14:01	11:42

Table A 3.5 summary of PokU since 2006 to 2013

## 6. Lumbini Bouddha University (LBU)

Lumbini Bauddha University was established in 2062 BS (2005 AD), in Lumbini of Rupandehi district, the birth place of Gautam Baudhha in order to promote education and research on Buddhism. LBU is in its initial stage and has not yet started any academic degree programs.

## 7. B.P. Koirala Institute of Health Sciences (BPKIHS)

BPKIHS was established in 1993 AD, in Dharan of Sunsari district to provide education in medical sciences and it has been offering 10 academic programs in medical sciences including M.D. M.S., M.Sc., M.P.H., M.L.T., M.B.B.S., B.Sc.and B.D.S., in nursing, etc at various levels

Campus	Year							
	2006	2007	2008	2009	2010	2011	2012	2013
Total Campuses	1	1	1	1	1	1	1	1
No. of Constituent Campuses	1	1	1	1	1	1	1	1
No. of Affiliated Campuses	0	0	0	0	0	0	0	0
<b>Enrolment</b>	1,191	1,070	1,192	1,192	1,192	1155	251	443
Constituent Campuses	1,191	1,070	1,192	1,192	1,192	1155	251	443
Affiliated Campuses	0	0	0	0	0	0	0	0
<b>Teachers</b>								
Total No. of Teachers	198	183	183	183	183	183	164	208
Student /Teacher Ratio				1:7	1:7	6:01	2:01	2:13

Table A 3.6 Summary of BPKIHS since 2006 to 2013

## 8. National Academy of Medical Sciences (NAMS)

NAMS was established in 2059 BS (2002 AD) in Bir Hospital of Kathmandu to provide education in the medical sciences and offers 14 programs in medical sciences including M.D. in anesthesiology, M.D. in dermatology, general practice, fellowship neurosurgery and general surgery at various levels.

Campus	Year							
	2006	2007	2008	2009	2010	2011	2012	2013
Total Campuses	1	1	1	1	1	1	1	1
No. of Constituent Campuses	1	1	1	1	1	1	1	1
No. of Affiliated Campuses	0	0	0	0	0	0	0	0
<b>Enrolment</b>	203	203	203	203	203	200	115	245
Constituent Campuses	203	203	203	203	203	200	115	245
Affiliated Campuses	0	0	0	0	0	0	0	0
<b>Teachers</b>								
Total No. of Teachers	142	142	142	142	142	142	115	205
Student /Teacher Ratio	1:01	1:01	1:01	1:01	0	2:01	2:01	12.46

Table A 3.8 Summary of NAMS since 2006 to 2013

## 9. Patan Academy of Health Sciences (PAHS)

PAHS was established in 2065 BS (2009 AD) in Jawalakhel of Lalitpur district. PAHS is based at Patan Hospital, the major teaching hospital for the academy. The PAHS is dedicated to improving the health status of the people of the country through the production of medical graduates willing and able to provide healthcare services to the disadvantaged population in the remote and rural areas. The academy initially comprised of a medical school, which began to teach MBBS students in 2009. PAHS has planned to open a school of nursing, a school of allied health sciences and a school to train other professionals in the health sector in near future.



## Annex 4

### GENDER PARITY INDEX

Faculty	GPI
Central	0.95
Eastern	1.13
FarWestern	0.95
MidWestern	1.00
Western	1.50

Annex A4.1 Region-wise GPI

University	BPKIHS	FWU	KU	LBU	NAMS	NSU	PAHS	PU	TU
GPI	0.64	0.97	0.77	0.56	0.34	0.21	0.59	0.58	1.07

Table A 4.2 Gender parity index of universities

CampusType	GPI
Community	1.45
Constituent	0.75
Private	1.04

Table A 4.3 Gender parity index by campus type

Faculty	GPI
Agriculture	0.45
Buddism	0.56
Education	1.67
Engineering	0.12
Forestry	0.33
Humanities and Social Sciences	0.83
Law	0.45
Management	0.86
Medicine	0.84
S&T	0.33
Sanskrit	0.21

Table A 4.4 HE gender parity index by faculty

## Annex 5

### REPORT PREPARATION

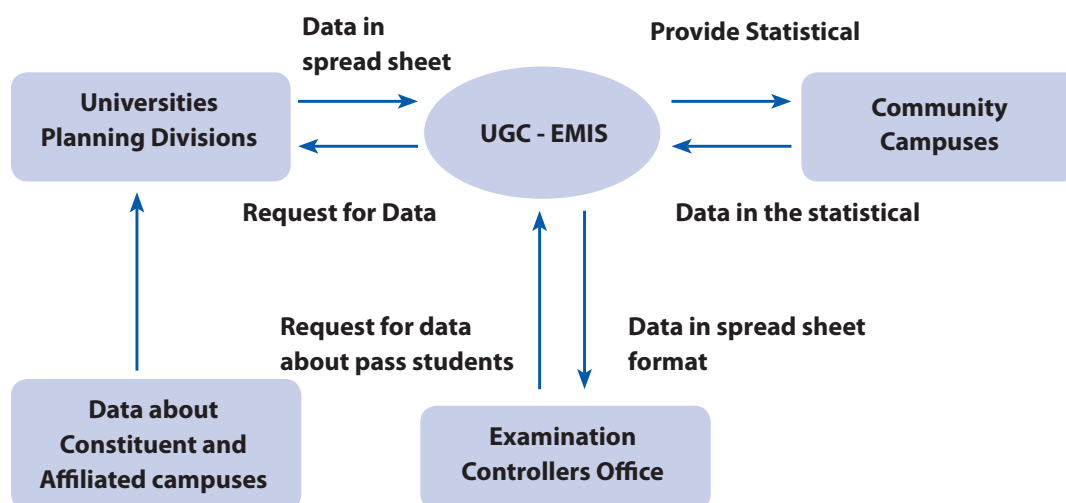
To prepare this report required data were collected from different sources: Universities, Office of the Controller of Examination, campuses etc. Tools used to collect data included:

- Statistical forms
- Emails
- Phone calls
- Personal visit to sources

The provided data were in tabular format in paper or in spread sheet.

- Those data were inserted into the standard UGC spread sheet format.
- From spread sheet those data were uploaded to database using databasetool. (Data from spread sheet were uploaded to database as there was not software developed to insert data to the database.)
- As there were noise, redundancies in data, effort to clean those noise and redundancy were made as much as possible, but even how much effort were used still there remained some redundancies. Noise like same campus, or district have different spelling (siraha and shiraha represents same district but they are different for software; campuses name like “Amirt campus, Lainchor” and “Amrit campus” only).
- After cleaning data, aggregated table was generated (one campus was having more than one program, different number of students in each program so it was necessary to sum total number of students for each campuses).
- Then from that aggregated table, summary tables required to prepare this report is generated.
- Those summary tables were then analyzed and described manually and incorporated into the report.

### Components involved in data collection



## Annex 6

### CAMPUSWISE ENROLMENT

#### Campuses of Agriculture and Forestry University

Campus Name	Region	District	Faculty	Level	Male	Female	Total
Agricultural and Forestry University	Central	Chitwan	Agriculture	Bachelors	na	na	165
Agricultural and Forestry University		Chitwan	Agriculture	Masters	na	na	78
Agricultural and Forestry University		Chitwan	Agriculture	PHD	na	na	10
Agricultural and Forestry University		Chitwan	Animal Science	Bachelors	na	na	65
Agricultural and Forestry University		Chitwan	Animal Science	Masters	na	na	35
Agricultural and Forestry University		Chitwan	Animal Science	PHD	na	na	2
Hetauda Forestry Campus		Makwanpur	Forestry	Bachelors	na	na	80
Hetauda Forestry Campus		Makwanpur	Forestry	Masters	na	na	11
				Total	446		

#### Campuses of B.P. Koirala Institute of Health Sciences

Campus Name	Region	District	Faculty	Level	Male	Female	Total
B.P.K.I.H.S., Dharan	Eastern	Sunsari	Medicine	Bachelors	113	178	291
B.P.K.I.H.S., Dharan		Sunsari	Medicine	Masters	99	53	152
				Total	212	231	443

#### Campuses of Far Western University

Campus Name	Region	District	Faculty	Level	Male	Female	Total
FWU	Far Western	Kanchanpur	Education	Bachelors	302	690	992
FWU		Kanchanpur	Education	Masters	66	58	124
FWU		Kanchanpur	Engineering	Bachelors	86	8	94
FWU		Kanchanpur	Humanities and Social Sciences	Bachelors	139	100	239
FWU		Kanchanpur	Humanities and Social Sciences	Masters	27	42	69
FWU		Kanchanpur	Management	Bachelors	565	272	837
FWU		Kanchanpur	Management	Masters	38	22	60
FWU		Kanchanpur	S&T	Bachelors	46	0	46
				Total	1269	1192	2461

### Kathmandu University

#### Constituent Campuses of Kathmandu University

S. No.	Campus Name	Region	District	Faculty	Level	Male	Female	Total
1	School of Science, Dhulikhel	Central	Kavre	S&T	Bachelors	481	408	889
1	School of Science, Dhulikhel		Kavre	S&T	Masters	95	46	141
1	School of Science, Dhulikhel		Kavre	S&T	PHD	26	4	30
2	School of Engineering, Dhulikhel		Kavre	Engineering	Bachelors	966	102	1068
2	School of Engineering, Dhulikhel		Kavre	Engineering	Masters	85	20	105
2	School of Engineering, Dhulikhel		Kavre	Engineering	PHD	8	1	9
3	School of Management, Balkumari		Lalitpur	Management	Bachelors	120	156	276
3	School of Management, Balkumari		Lalitpur	Management	M.Phil	46	9	55

S. No.	Campus Name	Region	District	Faculty	Level	Male	Female	Total
3	School of Management, Balkumari		Lalitpur	Management	Masters	141	74	215
3	School of Management, Balkumari		Lalitpur	Management	PGD	22	4	26
4	School of Education		Lalitpur	Education	M.Phil	227	52	279
4	School of Education		Lalitpur	Education	Masters	147	89	236
4	School of Education		Lalitpur	Education	PGD	5	66	71
4	School of Education		Lalitpur	Education	PHD	78	7	85
5	School of Arts, Dhulikhel		Kavre	Humanities and Social Sciences	Bachelors	264	142	406
5	School of Arts, Dhulikhel		Kavre	Humanities and Social Sciences	Masters	23	37	60
5	School of Arts, Dhulikhel		Kavre	Humanities and Social Sciences	PHD	9	4	13
6	School of Medical Sciences, Dhulikhel		Kavre	Medicine	Bachelors	275	510	785
6	School of Medical Sciences, Dhulikhel		Kavre	Medicine	Masters	396	331	727
<b>Total</b>						<b>3414</b>	<b>2062</b>	<b>5476</b>

### Private Campuses of Kathmandu University

S. No.	Campus Name	Region	District	Faculty	Level	Male	Female	Total
1	College of Medical Sciences, Bharatpur	Central	Chitwan	Medicine	Bachelors	608	605	1213
2	Kantipur Dental College, Ktm		Kathmandu	Medicine	Bachelors	67	246	313
3	Kathmandu College of Management, Garko, Lalitpur		Lalitpur	Management	Bachelors	247	262	509
4	Kathmandu Medical College, Sinamangal		Kathmandu	Medicine	Bachelors	409	542	951
5	Little Angel's College, Hattiban, Lalitpur		Lalitpur	Management	Bachelors	237	232	469
6	National College, Ktm		Kathmandu	Humanities and Social Sciences	Bachelors	195	242	437
7	Nepal College of Management, Kathmandu		Kathmandu	Management	Bachelors	210	205	415
8	Nepal Medical College, Jorpati		Kathmandu	Medicine	Bachelors	424	511	935
9	Scheer Memorial Nursing College, Banepa		Kavre	Medicine	Bachelors	0	131	131
10	St.Xavier, Maitighar, Kathmandu		Kathmandu	Humanities and Social Sciences	Bachelors	48	127	175
11	Training Institute for Technical Instruction (TITI...		Bhaktapur	Education	Bachelors	15	0	15
12	Nobel Medical College, Biratnagar, Morang	Eastern	Morang	Medicine	Bachelors	556	534	1090
13	Nepalgunj Medical College, Nepalgunj	Far Western	Banke	Medicine	Bachelors	579	326	905
14	Lumbini Medical College,Palpa	Western	Palpa	Medicine	Bachelors	316	275	591
15	Manipal College of Medical Sciences, Pokhara		Kaski	Medicine	<b>Bachelors</b>	<b>391</b>	<b>534</b>	<b>925</b>
					<b>Total</b>	<b>4302</b>	<b>4772</b>	<b>9074</b>

## Lumbini Bouddha University

### Constituent Campuses of Lumbini Bouddha University

Campus Name	Region	District	Faculty	Level	Male	Female	Total
Central Campus	Western	Rupandehi	Buddism	Masters	53	33	86
Central Campus		Rupandehi	Buddism	PHD	23	3	26
Total					76	36	112

### Private Campuses of Lumbini Bouddha University

S. No.	Campus Name	Region	District	Faculty	Level	Male	Female	Total
1	Lotus Academic College	Central	Lalitpur	Buddism	Masters	14	13	27
2	Theravada Buddhist Academy		Kathmandu	Buddism	Masters	31	15	46
3	Sugat Buddhist College		Lalitpur	Buddism	Masters	8	6	14
4	Lumbini College of Buddhism		Kathmandu	Buddism	Masters	16	12	28
5	Bouddha Multiple Campus		Kathmandu	Buddism	Masters	9	5	14
					Total	78	51	129

### Campuses of Mid Western University

Campus Name	Region	District	Faculty	Level	Male	Female	Total
MWU	Mid Western	Surkhet	education	Bachelors	na	na	131
MWU		Surkhet	education	Masters	na	na	305
MWU		Surkhet	Engineering	Bachelors	na	na	96
MWU		Surkhet	Engineering	Masters	na	na	na
MWU		Surkhet	Humanities and Social Sciences	Bachelors	na	na	203
MWU		Surkhet	Humanities and Social Sciences	Masters	na	na	254
MWU		Surkhet	management	Bachelors	na	na	688
MWU		Surkhet	management	Masters	na	na	95
MWU		Surkhet	S&T	Bachelors	na	na	172
MWU		Surkhet	S&T	Masters	na	na	na
Total							1944

## National Academy of Medical Sciences

### Campuses of National Academy of Medical Sciences

Campus Name	Region	District	Faculty	Level	Male	Female	Total
NAMS	Central	Kathmandu	Medicine	Masters	185	60	245
<b>Total</b>					<b>185</b>	<b>60</b>	<b>245</b>

## Nepal Sanskrit University

### Community Campuses of Nepal Sanskrit University

S. No.	Campus Name	Region	District	Faculty	Level	Male	Female	Total
1	Mahesh Sanskrit gurukul Bidhyapith,	Western	Tanahun	Sanskrit	Bachelors	30	0	30
2	Radha Damodar Snskrit Vidhyapith		Syangja	Sanskrit	Bachelors	105	16	121
Total						135	16	151

### Constituent Campuses of Nepal Sanskrit University

S. No.	Campus Name	Region	District	Faculty	Level	Male	Female	Total
1	Balmiki Bidhyapith	Central	Kathmandu	Sanskrit	Bachelors	1058	109	1167
2	Ya.Ba.La.Na., Mahottari		Mahottari		Bachelors	27	25	52
3	Janak Hazari Vidyapeeth		Dhanusha		Bachelors	71	32	103
4	Rani Pokhari		Kathmandu		Bachelors	311	66	377
5	Research Center		Kathmandu		Bachelors	450	43	493
6	Pindeshwor Bidhyapith	Eastern	Sunsari		Bachelors	107	62	169
7	Sarada Bidhyapith, Kanchanpur	FarWestern	Kanchanpur		Bachelors	43	7	50
8	Sharda Vidyapeeth		Kanchanpur		Bachelors	146	32	178
9	Janata Bidhyapith, Dang	MidWestern	Dang		Bachelors	212	96	308
10	Bishwavidalya Vidyapeeth		Dang		Bachelors	98	41	139
11	Central Ayurveda Vidyapeeth		Dang		Bachelors	21	46	67
12	Bindu Basini Sanskrit Bidhyapith	Western	Kaski		Bachelors	103	5	108
13	Ruru Sanskrit Bidhyapith		Gulmi		Bachelors	55	48	103
14	Kalika Sanskrit Bidhayapith,Gaidakot, Nawalparasi		Nawalparasi		Bachelors	71	2	73
Total						2773	614	3387

### Private Campuses of Nepal Sanskrit University

Code	Campus Name	Region	District	Faculty	Level	Male	Female	Total
1	Mithila Ayurved College	Central	Dhanusha	Sanskrit	Bachelors	0	196	196
2	Saraswoti Sanskrit Bidhyapith	Western	Rupandehi	Sanskrit	Bachelors	123	5	128
<b>Total</b>						<b>123</b>	<b>201</b>	<b>324</b>

### Patan Academy of Health Sciences

Code	Campus Name	Region	District	Faculty	Level	Male	Female	Total
1	Patan Academy of Health Sciences	Central	Lalitpur	Medicine	Bachelors	148	87	235
<b>Total</b>						<b>148</b>	<b>87</b>	<b>235</b>

## Pokhara University

### Constituent Campuses of Pokhara University

S. No.	Campus Name	Region	District	Faculty	Level	Male	Female	Total
1	School of Business	Western	kaski	Management	Masters	na	na	686
1	School of Business		kaski	Management	PHD	na	na	5
2	School of Development and Social Engineering		kaski	Humanities and Social Sciences	Bachelors	na	na	124
2	School of Development and Social Engineering		kaski	Humanities and Social Sciences	PHD	na	na	3
3	School of Engineering		kaski	Engineering	Bachelors	na	na	474
4	School of Health and Allied Science		kaski	Medicine	Bachelors	na	na	490
					Total	1782		

## Private Campuses of Pokhara University

S. No.	Campus Name	Region	District	Faculty	Level	Male	Female	Total
1	Ace Institute of Management	Central	Kathmandu	Management	Masters	na	na	1244
2	Apex College		Kathmandu	Management	Bachelors	na	na	1749
3	Apollo International College		Kathmandu	Management	Bachelors	na	na	311
4	Arthav Business College		Kathmandu	Management	Bachelors	na	na	41
5	Atlantic International College		Kathmandu	Management	Bachelors	na	na	447
6	Axcel International College		Kathmandu	Management	Bachelors	na	na	347
7	Axis College		Kathmandu	Management	Bachelors	na	na	240
8	Boston International College		Chitwan	Management	Bachelors	na	na	463
9	Camad College		Kathmandu	Management	Bachelors	na	na	251
10	Central College		Kathmandu	Management	Bachelors	na	na	11
11	Central Institute of Science and Technology		Kathmandu	Medicine	Bachelors	na	na	309
12	Citizen College		Lalitpur	Management	Bachelors	na	na	380
13	Cosmos College of Management and Technology		Kathmandu	Engineering	Bachelors	na	na	964
14	Everest Engineering and Management College		Kathmandu	Engineering	Bachelors	na	na	320
15	Institute of Advanced Communication, Education and...		Kathmandu	Humanities and Social Sciences	Bachelors	na	na	116
16	Liberty College		Kathmandu	Management	Bachelors	na	na	258
17	Malpi International College		Kathmandu	Management	Bachelors	na	na	21
18	Medhavi College		Kathmandu	Management	Bachelors	na	na	48
19	Modern Technical College		Lalitpur	S&T	Bachelors	na	na	102
20	National Open College		Lalitpur	Management	Bachelors	na	na	439
21	Nepal College of Information Technology		Lalitpur	Engineering	Bachelors	na	na	922
22	Nepal Engineering College		Bhaktapur	Engineering	Masters	na	na	2151
23	Nobel College		Kathmandu	Management	Bachelors	na	na	1106
24	Norvic Business College		Lalitpur	Management	Bachelors	na	na	18
25	Platinam Management College		Kathmandu	Management	Bachelors	na	na	332
26	Quest International College		Lalitpur	Management	Bachelors	na	na	436
27	Rajdhani Model College		Kathmandu	Management	Bachelors	na	na	48
28	Ritz Hospitality Management College		Lalitpur	Management	Bachelors	na	na	421
29	Sahid Ramnath Dahal Memorial College		Kathmandu	Management	Bachelors	na	na	326
30	SAIM College		Kathmandu	Management	Bachelors	na	na	274
31	School of Environmental Science and Management(Sch...		Kathmandu	S&T	Masters	na	na	368
32	Shubhashree Academy International College		Kathmandu	Management	Bachelors	na	na	34
33	Uniglobe College		Kathmandu	Management	Bachelors	na	na	640
34	United Technical College		Chitwan	Engineering	Bachelors	na	na	267
35	Universal Science College		Kathmandu	S&T	Bachelors	na	na	192
36	V.S. Niketan College		Kathmandu	Management	Bachelors	na	na	484
37	Valley State Collge		Chitwan	Management	Bachelors	na	na	13
38	Amity College	Far Western	Kanchanpur	Management	Bachelors	na	na	14
39	Briston College		Kanchanpur	Management	Bachelors	na	na	124
40	National Academy of Science and Technology		Kailali	Engineering	Bachelors	na	na	520
41	Nepal Western Management and Engineering College		Kailali	Management	Bachelors	na	na	137

S. No.	Campus Name	Region	District	Faculty	Level	Male	Female	Total
42	Alpine Management College	Mid Western	Banke	Management	Bachelors	na	na	224
43	College of Engineering and Management		Banke	Engineering	Bachelors	na	na	38
44	Rapti Engineering College		Dang	Engineering	Bachelors	na	na	157
45	Victoria International College		Dang	Management	Bachelors	na	na	163
46	Brihaspati College	Western	Rupandehi	Management	Bachelors	na	na	277
47	Butwal Model College		Rupandehi	Management	Bachelors	na	na	18
48	Crimson College of Technology		Rupandehi	Management	Bachelors	na	na	753
49	Gandaki College of Engineering and Science		kaski	Engineering	Bachelors	na	na	170
50	Kshitz International College		Rupandehi	Management	Bachelors	na	na	379
51	LA Grandee International College		kaski	Management	Bachelors	na	na	606
52	Lumbini Engineering, Management and Science Colleg...		Rupandehi	Engineering	Bachelors	na	na	702
53	Nepal Tourism and Hotel Management College		kaski	Management	Bachelors	na	na	545
54	Oxford college of Engineering and Management		Nawalparasi	Engineering	Bachelors	na	na	1046
55	Pokhara College of Management		kaski	Management	Bachelors	na	na	384
56	Pokhara Engineering College		kaski	Engineering	Bachelors	na	na	655
57	Siddhartha College		Rupandehi	Management	Bachelors	na	na	124
58	Tilotama College		Rupandehi	Management	Bachelors	na	na	343
					Total	23472		

## Purbanchal University

### Community Campuses of Purbanchal University

S. No.	Campus Name	Region	District	Faculty	Level	Male	Female	Total
1	Management development campus	Central	Kathmandu	Management	Masters	26	4	30
2	Himalaya campus	Eastern	Sankhuwasava	Education	Bachelors	70	150	220
			Sankhuwasava	Education	Masters	24	10	34
			Ilam	Education	Bachelors	22	83	105
3	Karfok bidya manbir multiple campus		Ilam	Humanities and Social Sciences	Bachelors	16	31	47
			Ilam	Management	Bachelors	27	37	64
4	Madan ashrit memorial multiple campus		Jhapa	Education	Bachelors	57	112	169
			Jhapa	Education	Masters	43	9	52
			Jhapa	Management	Bachelors	0	0	0
5	Lumbini adarsh degree college	Western	Nawalparasi	Education	Bachelors	73	67	140
			Nawalparasi	Education	Masters	104	44	148
			Nawalparasi	Humanities and Social Sciences	Bachelors	1	5	6
			Nawalparasi	Management	Bachelors	0	0	0
6	Tribhuvan campus		Tanahun	Education	Bachelors	53	81	134
<b>Total</b>						<b>516</b>	<b>633</b>	<b>1149</b>



### Constituent Campuses of Purbanchal University

S. No.	Campus Name	Region	District	Faculty	Level	Male	Female	Total
1	Management campus	Eastern	Morang	Management	Bachelors	205	177	382
1	Management campus		Morang	Management	Masters	56	38	94
2	P.U. school of engineering & technology		Morang	S&T	Bachelors	270	44	314
2	P.U. school of engineering & technology		Morang	S&T	Masters	11	1	12
3	Centre for population and development		Morang	Humanities and Social Sciences	Masters	13	5	18
4	P.u. college of medical and allied sciences		Morang	Medicine	Bachelors	0	49	49
5	Janata adarsha multiple campus		Morang	Education	Bachelors	11	7	18
					Total	566	321	887

### Private Campuses of Purbanchal University

S. No.	Campus Name	Region	District	Faculty	Level	Male	Female	Total
1	Acme engineering college	Central	Kathmandu	S&T	Bachelors	450	106	556
				S&T	Masters	56	4	60
2	Aryan school pvt.ltd.		Kathmandu	S&T	Bachelors	129	15	144
3	Aryan school of management		Kathmandu	Management	Bachelors	74	24	98
4	Asian college of management & technology pvt. ltd.		Kathmandu	Management	Bachelors	162	70	232
5	Asian foundation for education and research		Kathmandu	Medicine	Bachelors	67	154	221
6	B & B medical institute		Kathmandu	Medicine	Bachelors	0	84	84
7	Bal kumari college		Chitwan	Management	Bachelors	72	69	141
8	Birganj public college		Parsa	Management	Bachelors	221	89	310
				Management	Masters	45	15	60
9	Chakrabarti habi education academy pvt. ltd.		Kathmandu	Law	Bachelors	52	47	99
				Law	Masters	137	8	145
				Medicine	Bachelors	0	80	80
10	College of applied food and dairy technology		Kathmandu	S&T	Bachelors	43	22	65
				S&T	Masters	23	17	40
11	College of biomedical engineering & applied scienc...		Kathmandu	S&T	Bachelors	131	73	204
12	College of information technology and engineering		Kathmandu	Management	Bachelors	112	65	177
				S&T	Bachelors	264	24	288
13	College of journalism and mass communication		Kathmandu	Humanities and Social Sciences	Bachelors	12	10	22
				Humanities and Social Sciences	Masters	39	19	58
14	Himalayan college of agricultural sciences and tec...		Bhaktapur	S&T	Bachelors	219	167	386
				S&T	Masters	19	3	22
15	Himalayan institute of science & technology		Kathmandu	S&T	Bachelors	223	23	246
				S&T	Masters	92	10	102
16	Himalayan open educational solutions pvt.ltd.(hope...		Lalitpur	Management	Bachelors	0	0	0
				Management	Masters	0	0	0
				Medicine	Bachelors	91	181	272

S. No.	Campus Name	Region	District	Faculty	Level	Male	Female	Total
17	Himalayan whitehouse int'l college	Central	Kathmandu	Humanities and Social Sciences	Bachelors	33	33	66
				Management	Bachelors	237	136	373
				Management	Masters	142	83	225
				S&T	Bachelors	402	69	471
18	Innovative college of health science pvt. Ltd.		Kathmandu	Medicine	Bachelors	0	16	16
19	Institute of open learning		Lalitpur	Education	Bachelors	0	0	0
20	Kadambari memorial college of science & management		Kathmandu	Humanities and Social Sciences	Bachelors	28	33	61
21	Kantipur city college		Kathmandu	Humanities and Social Sciences	Masters	11	13	24
				Management	Bachelors	47	38	85
				S&T	Bachelors	659	60	719
				S&T	Masters	47	12	59
22	Kantipur international college		Kathmandu	Humanities and Social Sciences	Bachelors	33	80	113
				Management	Bachelors	564	144	708
				Management	Masters	67	20	87
				S&T	Bachelors	169	35	204
23	Kantipur valley college		Lalitpur	Management	Bachelors	135	102	237
				Management	Masters	69	47	116
				S&T	Bachelors	22	24	46
24	Karnali college of health sciences		Kathmandu	Humanities and Social Sciences	Bachelors	62	45	107
				Medicine	Bachelors	37	18	55
25	Kathmandu academy of tourism and hospitality		Kathmandu	Management	Bachelors	112	42	154
				Management	Masters	14	6	20
26	Kathmandu don bosco college		Kathmandu	Management	Bachelors	68	24	92
				Management	Masters	80	20	100
27	Kathmandu model hospital school of nursing		Kathmandu	Medicine	Bachelors	0	59	59
28	Kathmandu school of law		Bhaktapur	Law	Bachelors	113	243	356
				Law	Masters	70	48	118
29	Khwopa engineering college		Bhaktapur	S&T	Bachelors	645	243	888
				S&T	Masters	36	16	52
30	Kist college of information technology		Kathmandu	S&T	Bachelors	89	11	100
31	Lalitpur college		Lalitpur	Humanities and Social Sciences	Bachelors	0	0	0
				Management	Bachelors	106	76	182
32	Little buddha college of health science		Kathmandu	Medicine	Bachelors	73	63	136
33	Manmohan memorial institute of health sciences		Kathmandu	Medicine	Bachelors	11	38	49
34	Namuna college of fashion technology		Kathmandu	Humanities and Social Sciences	Bachelors	15	136	151
35	National academy for medical science		Kathmandu	Medicine	Bachelors	48	112	160
36	National infotech college		Parsa	S&T	Bachelors	36	14	50
37	Nepal institute of health sciences		Kathmandu	Medicine	Bachelors	21	148	169

S. No.	Campus Name	Region	District	Faculty	Level	Male	Female	Total
38	Oasis medical college teaching hospital & research...	Central	Chitwan	Medicine	Bachelors	13	11	24
39	Om health campus (p.) ltd.		Kathmandu	Medicine	Bachelors	0	199	199
40	Presidency college of management sciences		Chitwan	Management	Bachelors	123	162	285
				Management	Masters	32	22	54
41	Sann institute of nursing pvt. ltd. (sion)		Kathmandu	Medicine	Bachelors	0	64	64
42	Sann international college for higher studies		Kathmandu	Management	Bachelors	65	41	106
				S&T	Bachelors	54	66	120
43	Shepherd college of media technology		Kathmandu	Humanities and Social Sciences	Bachelors	29	18	47
				Humanities and Social Sciences	Masters	30	5	35
44	Shree medical & technical college		Chitwan	Medicine	Bachelors	114	194	308
45	Valley college of technical sciences		Kathmandu	Medicine	Bachelors	87	60	147
46	Yeti health science academy		Kathmandu	Medicine	Bachelors	40	175	215
47	College of development studies		Kathmandu	Humanities and Social Sciences	Masters	21	11	32
48	Himalayan college of geomatic engineering & land r...		Kathmandu	S&T	Bachelors	37	3	40
49	Institute of business administration		Parsa	Management	Bachelors	0	0	0
50	Kasthamandap school of public affair management		Kathmandu	Management	Masters	198	36	234
51	Kathmandu campus		Kathmandu	Management	Bachelors	0	0	0
				S&T	Bachelors	0	0	0
52	Maharaja agrasen college of management		Parsa	Management	Bachelors	0	0	0
				Management	Masters	0	0	0
53	National college for advanced learning		Kathmandu	S&T	Bachelors	0	0	0
54	Sagarmatha multiple college		Kathmandu	Humanities and Social Sciences	Bachelors	0	0	0
				Humanities and Social Sciences	Masters	5	10	15
				Management	Bachelors	36	35	71
55	St. xavier's college of social work		Kathmandu	Humanities and Social Sciences	Masters	12	28	40
56	Campion kathmandu college		Kathmandu	Management	Bachelors	0	0	0
				Management	Masters	0	0	0
57	N.p.i. narayani samudayik hospital ltd.		Chitwan	Medicine	Bachelors	0	43	43
58	Nepal polytechnique institute		Chitwan	Medicine	Bachelors	0	55	55
				S&T	Bachelors	178	68	246
59	Norvic institute of nursing education		Kathmandu	Medicine	Bachelors	0	140	140
60	Central engineering college		Dhanusha	S&T	Bachelors	113	1	114
61	Gateway college of professional studies		Kathmandu	Management	Bachelors	100	36	136
62	Janaki college of management		Dhanusha	Management	Bachelors	115	52	167
63	Model purbanchal college		Dhanusha	Management	Bachelors	89	49	138
				Management	Masters	0	0	0
64	Moscow international college		Kathmandu	Management	Bachelors	88	57	145
65	Morgan academy		Kathmandu	Management	Bachelors	61	19	80

S. No.	Campus Name	Region	District	Faculty	Level	Male	Female	Total
66	Silkroad international college		Kathmandu	Medicine	Bachelors	59	43	102
67	Times business school		Kathmandu	Management	Bachelors	47	21	68
68	Sinha health foundation pvt.ltd.		Dhanusha	Medicine	Bachelors	0	66	66
69	Bheri nursing college		Bara	Medicine	Bachelors	0	60	60
70	D.a.v. business school		Lalitpur	Management	Masters	42	17	59
71	Polygon college		Kathmandu	Humanities and Social Sciences	Masters	39	7	46
72	Alka hospital pvt. ltd.		Kathmandu	Medicine	Bachelors	0	59	59
73	Nagarik college of health sciences		Kathmandu	Medicine	Bachelors	0	92	92
74	Topper engineering & management college		Kathmandu	Management	Bachelors	6	4	10
				Management	Masters	19	15	34
75	Hillside college of engineering		Kathmandu	S&T	Bachelors	79	8	87
76	Krishna medical and technical research centre		Dhanusha	Medicine	Bachelors	0	23	23
77	Annapurna campus	Eastern	Morang	Education	Masters	128	106	234
78	Annapurna multiple campus		Saptari	Education	Bachelors	235	275	510
				Management	Bachelors	141	78	219
79	Dharan college of management		Sunsari	Management	Bachelors	161	187	348
80	Eastern college of engineering		Morang	S&T	Bachelors	361	34	395
81	Everest college		Siraha	Management	Bachelors	0	0	0
82	Gograha college		Morang	Education	Bachelors	219	287	506
				Management	Bachelors	75	25	100
83	Gomendra multiple college		Jhapa	Management	Bachelors	71	54	125
				S&T	Bachelors	53	7	60
84	Kasturi college		Sunsari	Management	Bachelors	75	77	152
85	Koshi health and science campus pvt. ltd.		Morang	Medicine	Bachelors	36	80	116
86	National multiple college		Sunsari	Education	Bachelors	58	183	241
				Management	Bachelors	0	0	0
87	Public campus		Morang	Education	Bachelors	58	98	156
				Management	Bachelors	21	16	37
88	Royal softtech college		Siraha	Education	Bachelors	114	95	209
				Management	Bachelors	58	56	114
89	South asian school of tourism & hotel management		Morang	Management	Bachelors	210	117	327
90	Unique college		Jhapa	Education	Bachelors	12	51	63
				Humanities and Social Sciences	Bachelors	0	0	0
				Management	Bachelors	0	0	0
91	Unique educational academy pvt. ltd.		Saptari	Medicine	Bachelors	0	0	0
92	Dhulabari campus		Jhapa	Education	Bachelors	3	2	5
93	Janata campus		Morang	Management	Bachelors	0	0	0
94	Nepal homoeopathic medical college		Morang	Medicine	Bachelors	0	0	0
95	Okhaldhunga campus		Okhaldhunga	Humanities and Social Sciences	Bachelors	0	0	0
96	Projjwal collegiate academy		Jhapa	Management	Bachelors	0	0	0
97	Birat health college ?& research center		Morang	Medicine	Bachelors	15	88	103

S. No.	Campus Name	Region	District	Faculty	Level	Male	Female	Total
98	Everest college of nursing	Eastern	Siraha	Medicine	Bachelors	0	86	86
99	Hamro school of nursing		Morang	Medicine	Bachelors	0	75	75
100	Laxmi ballav narsingh bahumukhi campus		Saptari	Education	Bachelors	425	348	773
101	Mother memorial college		Saptari	Education	Bachelors	49	74	123
				Management	Bachelors	36	16	52
102	Saptarishi health science college		Saptari	Medicine	Bachelors	36	9	45
103	Saptarishi multiple science college		Saptari	Education	Masters	40	14	54
				Management	Bachelors	17	4	21
104	Yeti multiple college pvt. ltd.		Morang	Education	Bachelors	100	69	169
				Management	Bachelors	35	5	40
105	Bright vision college		Morang	Law	Bachelors	31	22	53
				Law	Masters	12	3	15
106	Edinburgh international college		Morang	Education	Masters	21	20	41
				Management	Bachelors	78	26	104
				Medicine	Bachelors	57	23	80
107	Kshitiz education foundation		Saptari	Management	Bachelors	94	37	131
108	Zenith international college		Morang	Management	Bachelors	146	62	208
				Management	Masters	17	1	18
109	Devaki college of management		Siraha	Management	Bachelors	75	21	96
110	Caliber international college		Saptari	Education	Bachelors	114	91	205
				Management	Bachelors	80	53	133
110	Nona koirala media college		Morang	Humanities and Social Sciences	Bachelors	26	7	33
112	Everest multiple campus		Solukhumbu	Education	Bachelors	14	23	37
113	Everest college		Siraha	Medicine	Bachelors	0	14	14
114	Sungava bahumukhi college	FarWestern	Kanchanpur	Education	Bachelors	92	137	229
				Management	Bachelors	64	31	95
115	Damauli college	Western	Tanahun	Education	Bachelors	37	80	117
116	Sanjeevani college of medical seiences		Rupandehi	Medicine	Bachelors	18	140	158
117	Shreenagar integrated college		Palpa	Management	Bachelors	92	73	165
118	Novel academy		kaski	Management	Bachelors	61	62	123
			kaski	Management	Masters	20	12	32
			kaski	Medicine	Bachelors	25	65	90
119	Charak academy		kaski	Medicine	Bachelors	0	23	23
120	Mayadevi technical college (institute)		Rupandehi	Medicine	Bachelors	0	21	21
Total						12981	9424	22405

## Tribhuvan University

### Community Campuses of Tribhuvan University

S.No.	Campus Name	Region	District	Faculty	Level	Male	Female	Total
1	Kamala Science Campus,Dhungrbas, Sindhuli	Central	Sindhuli	S&T	Bachelors	17	9	26
2	Dhunibesi Adarsha Campus, Jeevanpur-6, Dhading		Dhading	Education	Bachelors	9	18	27

S.No.	Campus Name	Region	District	Faculty	Level	Male	Female	Total
2	Dhunibesi Adarsha Campus, Jeevanpur-6, Dhading	Central	Dhading	Management	Bachelors	11	6	17
3	Janagyan Niketan Campus, Thanapati-7, Nuwakot		Nuwakot	Management	Bachelors	9	23	32
4	Shree Durga Campus,Manara Mahottari		Mahottari	Management	Bachelors	25	4	29
5	Kumari Namuna Campus, Kumari-3, Nuwakot		Nuwakot	Education	Bachelors	2	8	10
				Management	Bachelors	10	12	22
6	Basu College, Kalighat,Byasi, Bhaktapur-10		Bhaktapur	Management	Bachelors	35	67	102
7	Chandrodaya Multiple Campus,Benighat-8, Dhading		Dhading	Education	Bachelors	15	29	44
				Management	Bachelors	11	30	41
8	Sarva Shanti Campus, Darechowk-3, Chitwan		Chitwan	Management	Bachelors	12	24	36
9	Mahabir Janata Multiple Campus, haripur-9, Sarlahi		Sarlahi	Education	Bachelors	23	56	79
10	Bakuliya Campus, Bhawanipur, Jitpur, Bara		Bara	Education	Bachelors	17	25	42
11	Janak Bahumukhi Campus, Methinkot-8, Kavre		Kavre	Education	Bachelors	7	44	51
12	Adarsha Azad College, Pardesh Bhimsensthan, Bhakta...		Bhaktapur	Education	Bachelors	28	116	144
13	B.P. Koirala Campus, Janakpur		Dhanusha	Education	Bachelors	192	176	368
14	Janakpur Campus, Janakpur		Dhanusha	Education	Bachelors	211	73	284
				Education	Masters	21	0	21
15	Ramananda Bisheshwor Mahendra Campus, Jaleshwor		Mahottari	Education	Bachelors	102	221	323
				Education	Masters	34	41	75
16	Sarlahi Campus, Malangawa		Sarlahi	Education	Bachelors	487	455	942
				Education	Masters	33	17	50
				Management	Bachelors	213	88	301
17	Chaturbhujeshor Janta Campus,Hariwan,Sukhepokhari,...		Sarlahi	Education	Bachelors	103	225	328
				Humanities and Social Sciences	Bachelors	8	5	13
				Management	Bachelors	67	63	130
18	Sindhuli Multiple Campus, Sindhuli		Sindhuli	Education	Bachelors	159	314	473
				Education	Masters	31	30	61
				Humanities and Social Sciences	Bachelors	46	68	114
				Humanities and Social Sciences	Masters	16	8	24
				Management	Bachelors	88	55	143
				Management	Masters	4	1	5
19	Sunkoshi Campus,Jhangajholi,Ratamata-2 Sindhuli		Sindhuli	Education	Bachelors	13	53	66
20	Gaurishankar Multiple Campus, Charikot		Dolakha	Education	Bachelors	98	261	359
				Education	Masters	26	25	51
				Humanities and Social Sciences	Bachelors	29	40	69
				Management	Bachelors	43	41	84

S.No.	Campus Name	Region	District	Faculty	Level	Male	Female	Total
21	Gauri Shankar Yadav Rautahat Campus,Gaur	Central	Rautahat	Education	Bachelors	315	178	493
				Management	Bachelors	229	77	306
				Management	Masters	12	6	18
22	Ram Raja Mohan Bikram Shah Campus, Bara, Kalaiya		Bara	Education	Bachelors	331	252	583
				Management	Bachelors	152	33	185
23	Hari Khetan Campus, Birgunj		Parsa	Education	Bachelors	80	252	332
				Education	Masters	23	40	63
				Humanities and Social Sciences	Bachelors	13	15	28
				Humanities and Social Sciences	Masters	88	18	106
				Law	Bachelors	21	9	30
				Management	Bachelors	44	134	178
				Management	Masters	26	18	44
				S&T	Bachelors	19	38	57
24	Saptagandaki Multiple Campus, Bharatpur, Chitawan		Chitwan	Education	Bachelors	193	382	575
				Education	Masters	57	152	209
				Humanities and Social Sciences	Bachelors	116	227	343
				Humanities and Social Sciences	Masters	15	25	40
				Management	Bachelors	355	424	779
				Management	Masters	19	15	34
				S&T	Bachelors	16	11	27
25	Makawanpur Multiple Campus, Hetauda		Makwanpur	Education	Bachelors	185	384	569
				Humanities and Social Sciences	Bachelors	203	302	505
				Humanities and Social Sciences	Masters	45	108	153
				Management	Bachelors	764	725	1489
				Management	Masters	72	82	154
				S&T	Bachelors	69	39	108
26	Hetauda Campus, Hetauda		Makwanpur	Education	Bachelors	133	621	754
				Education	Masters	41	110	151
27	Kavre Multiple Campus, Kavre, Banepa		Kavre	Education	Bachelors	19	2	21
				Education	Masters	2	0	2
				Humanities and Social Sciences	Bachelors	68	105	173
				Humanities and Social Sciences	Masters	15	30	45
				Management	Bachelors	119	120	239
				Management	Masters	24	28	52
28	Chaitanya Campus, Banepa		Kavre	Education	Bachelors	77	246	323
			Kavre	Education	Masters	15	71	86
29	Nuwakot Aadarsha Campus, Batar, Nuwakot		Nuwakot	Education	Bachelors	100	389	489
				Education	Masters	47	65	112



S.No.	Campus Name	Region	District	Faculty	Level	Male	Female	Total	
		Central		Humanities and Social Sciences	Bachelors	12	21	33	
				Management	Bachelors	84	122	206	
				Management	Masters	5	3	8	
30	Navadurga Multiple Campus, Bhaktapur			Bhaktapur	Management	Bachelors	5	7	12
31	Sharada Campus, Bhaktapur			Bhaktapur	Education	Bachelors	21	70	91
					Education	Masters	4	15	19
					Management	Bachelors	4	13	17
32	Jan Aadarsha Campus, Thimi, Bhaktapur			Bhaktapur	Management	Bachelors	19	30	49
33	Jana Bhawana Campus, Chapagaun, Lalitpur			Lalitpur	Education	Bachelors	10	39	49
					Humanities and Social Sciences	Bachelors	14	60	74
					Management	Bachelors	81	114	195
					Management	Masters	9	6	15
34	Mahalaxmi Campus, Lubhu, Lalitpur			Lalitpur	Management	Bachelors	16	22	38
35	Namuna Machhindra Campus, Lagankhel, Lalitpur			Lalitpur	Humanities and Social Sciences	Bachelors	82	160	242
					Management	Bachelors	114	123	237
36	Lalit Multiple Campus, Pulchowk, Lalitpur			Lalitpur	Education	Bachelors	60	155	215
					Education	Masters	13	18	31
					Management	Bachelors	15	17	32
37	Aadarsha Kanya Campus, Mangal Bazar, Lalitpur			Lalitpur	Management	Bachelors	0	95	95
38	Kantipur Campus, Danchhi, Kathmandu			Kathmandu	Humanities and Social Sciences	Bachelors	26	30	56
					Management	Bachelors	20	19	39
39	Manohar Shahid Smarak Campus, Gongabun			Kathmandu	Management	Bachelors	51	50	101
40	Mangalodaya Multiple Campus, Thankot			Kathmandu	Management	Bachelors	57	85	142
41	Shahid Smarak College, Kirtipur			Kathmandu	Humanities and Social Sciences	Bachelors	36	50	86
					Management	Bachelors	154	135	289
42	Kathmandu Campus, Kalimati, Kathmandu			Kathmandu	Humanities and Social Sciences	Bachelors	10	3	13
					Management	Bachelors	9	3	12
43	Kathmandu Shiksha Campus, Kathmandu			Kathmandu	Education	Bachelors	56	65	121
					Education	Masters	59	145	204
44	People's Campus, Paknajol, Kathmandu			Kathmandu	Management	Bachelors	612	634	1246
					Management	Masters	27	55	82
45	Dillibazar Kanya Multiple Campus, Dillibazar			Kathmandu	Education	Bachelors	5	312	317
					Humanities and Social Sciences	Bachelors	0	274	274
		Humanities and Social Sciences			Masters	0	83	83	
		Management			Bachelors	0	393	393	
		Management			Masters	0	39	39	



S.No.	Campus Name	Region	District	Faculty	Level	Male	Female	Total
46	Kailashkut Multiple Campus, Mitrapark,Kathmandu	Central	Kathmandu	Humanities and Social Sciences	Bachelors	60	97	157
				Management	Bachelors	92	66	158
47	Pashupati Multiple Campus, Chabahil		Kathmandu	Education	Bachelors	442	944	1386
				Humanities and Social Sciences	Bachelors	416	485	901
				Humanities and Social Sciences	Masters	125	195	320
				Management	Bachelors	957	581	1538
				Management	Masters	44	60	104
48	Koteshwor Campus, Koteshwor		Kathmandu	Education	Bachelors	68	195	263
				Humanities and Social Sciences	Bachelors	81	120	201
				Management	Bachelors	119	96	215
				Management	Masters	15	5	20
49	Baneshwor Campus, Baneshwor		Kathmandu	Education	Bachelors	64	148	212
				Humanities and Social Sciences	Bachelors	141	147	288
				Humanities and Social Sciences	Masters	3	1	4
				Management	Bachelors	208	134	342
50	Bagmati Community Campus, Shantinagar,Baneshor		Kathmandu	Education	Bachelors	28	63	91
51	Gramin Aadarsha Multiple Campus, Nepaltar		Kathmandu	Education	Bachelors	151	466	617
				Education	Masters	28	118	146
				Humanities and Social Sciences	Bachelors	144	225	369
				Humanities and Social Sciences	Masters	19	35	54
				Management	Bachelors	268	297	565
52	Jana Adarsha Campus, Birendranagar, Bharatpur		Chitwan	Education	Bachelors	30	124	154
				Management	Bachelors	68	123	191
				Management	Masters	3	8	11
53	Dhulikhel Sanjeevani Campus, Dhulikhel		Kavre	Management	Bachelors	38	30	68
54	Jiri campus, Jiri		Dolakha	Education	Bachelors	20	25	45
				Management	Bachelors	7	3	10
55	NilKantha Multiple Campus, Dhading Bensi		Dhading	Education	Bachelors	192	540	732
				Education	Masters	25	47	72
				Management	Bachelors	62	107	169
56	Janajyoti Campus, Lalbandi, Sarlahi		Sarlahi	Education	Bachelors	139	292	431
				Education	Masters	18	35	53
				Humanities and Social Sciences	Bachelors	22	43	65
				Management	Bachelors	134	130	264
				Management	Masters	2	0	2
57	Tej Ganga Multiple College, Panauti, Kavre		Kavre	Education	Bachelors	13	84	97

S.No.	Campus Name	Region	District	Faculty	Level	Male	Female	Total
57	Tej Ganga Multiple College, Panauti, Kavre	Central	Kavre	Education	Masters	11	17	28
				Humanities and Social Sciences	Bachelors	4	16	20
				Management	Bachelors	74	119	193
58	Gaurishankar Multiple Campus, Ramechhap Bazar,Rame...		Ramechhap	Education	Bachelors	9	23	32
				Humanities and Social Sciences	Bachelors	3	1	4
59	Maiya Devi Kanya College, Bharatpur, Chitawan		Chitwan	Education	Bachelors	2	331	333
				Education	Masters	0	42	42
				Humanities and Social Sciences	Bachelors	0	92	92
				Management	Bachelors	0	185	185
				Management	Masters	0	48	48
60	Bhuwanishankar Multiple College, Khairahani,Chitwa...		Chitwan	Education	Bachelors	52	299	351
				Management	Bachelors	124	223	347
61	Chiran-Milan Bishwa Shanti Campus, Maharajung,Ban...		Kathmandu	Humanities and Social Sciences	Bachelors	35	71	106
				Management	Bachelors	67	50	117
62	Sunkoshi Campus, Lamosangu, Sindhupalchok		Sindhupalchowk	Education	Bachelors	90	215	305
				Management	Bachelors	50	42	92
63	Janajyoti Multiple Campus, Chandranigahpur		Rautahat	Education	Bachelors	213	391	604
				Humanities and Social Sciences	Bachelors	141	98	239
				Humanities and Social Sciences	Masters	5	3	8
				Management	Bachelors	97	78	175
64	Chautara Campus, Chautara		Sindhupalchowk	Education	Bachelors	65	177	242
				Management	Bachelors	22	25	47
				S&T	Bachelors	1	3	4
65	Indreshwor Campus, Panauti, Kavre		Kavre	Education	Bachelors	15	70	85
				Humanities and Social Sciences	Bachelors	13	23	36
				Management	Bachelors	66	113	179
				Management	Masters	10	14	24
66	Khwopa College, Dekocha-5,Bhaktapur		Bhaktapur	Humanities and Social Sciences	Bachelors	52	143	195
				Humanities and Social Sciences	Masters	23	40	63
				Management	Bachelors	237	446	683
				Management	Masters	22	37	59
				S&T	Bachelors	40	67	107
67	Hanumanteshwar Campus, Dolakha		Dolakha	Education	Bachelors	40	95	135
68	Manthali Sahid Smriti Multiple Campus, Manthali-2 ...		Ramechhap	Education	Bachelors	83	196	279
				Education	Masters	24	13	37
				Humanities and Social Sciences	Bachelors	62	45	107
				Management	Bachelors	22	36	58

S.No.	Campus Name	Region	District	Faculty	Level	Male	Female	Total
69	Sirjana College of Fine Arts, Lazimpat, Kathmandu	Central	Kathmandu	Humanities and Social Sciences	Bachelors	3	2	5
70	Kitini College, Godawary, Taukhel, Lalitpur		Lalitpur	Education	Bachelors	6	70	76
				Humanities and Social Sciences	Bachelors	31	71	102
				Management	Bachelors	36	30	66
71	Madi Campus, Basantapur, Madi, Chitwan		Chitwan	Education	Bachelors	34	94	128
				Management	Bachelors	36	30	66
72	Shree Phulchoki College, Thaiba		Lalitpur	Management	Bachelors	28	29	57
73	Melamchi Central Region Campus		Sindhupalchowk	Education	Bachelors	39	56	95
74	Sahayogi Multiple College, Gokarna-1 ,Kathmandu		Kathmandu	Management	Bachelors	20	18	38
75	Simara College, Simara, Bara		Bara	Education	Bachelors	22	77	99
				Management	Bachelors	96	96	192
76	Tribhuwan Trishuli Multiple College,Trishuli		Nuwakot	Education	Bachelors	29	144	173
				Management	Bachelors	41	68	109
				Management	Masters	6	5	11
77	Amar Janashakti Multiple Campus, Patihani,Chitawan		Chitwan	Education	Bachelors	15	108	123
				Management	Bachelors	33	36	69
78	Palung Campus		Makwanpur	Humanities and Social Sciences	Bachelors	24	44	68
				Management	Bachelors	15	14	29
79	Shaheed Smarak College, Bakhanpur, Sharada Nagar		Chitwan	Education	Bachelors	16	155	171
				Management	Bachelors	56	111	167
				Management	Masters	3	0	3
80	Bhagyodaya Campus, Sankhu, Kathmandu		Kathmandu	Education	Bachelors	6	16	22
				Management	Bachelors	26	28	54
81	Arunodaya College, Gitanagar		Chitwan	Education	Bachelors	10	85	95
				Management	Bachelors	40	61	101
82	Araniko College, Barhabise, Sindhupalchok		Sindhupalchowk	Education	Bachelors	48	115	163
				Management	Bachelors	29	40	69
83	Mahendra Adarsha Vidyasram College, Satadobato, La...		Lalitpur	Education	Bachelors	11	47	58
				Management	Bachelors	42	39	81
84	Adarsha Saula College, Sainbu Bungamati, Lalitpur		Lalitpur	Education	Bachelors	19	63	82
				Management	Bachelors	80	81	161
85	Lampantar Multiple Campus, Sindhuli		Sindhuli	Education	Bachelors	66	79	145
				Education	Masters	6	4	10
				Humanities and Social Sciences	Bachelors	6	0	6
				Humanities and Social Sciences	Masters	11	0	11
86	Prabha Multiple Campus, Kartike Deurali, Kavre		Kavre	Education	Bachelors	48	136	184
87	Dedithumka Public Campus, Mahadevsthan,Mandan Kavr...		Kavre	Education	Bachelors	8	17	25
				Humanities and Social Sciences	Bachelors	9	30	39
				Management	Bachelors	17	22	39

S.No.	Campus Name	Region	District	Faculty	Level	Male	Female	Total
88	Shikharapur Campus, Pharping, Dakshinkali	Central	Kathmandu	Education	Bachelors	11	26	37
				Humanities and Social Sciences	Bachelors	14	48	62
				Management	Bachelors	53	89	142
89	Shree Kalika Himalaya Campus, Kalikasthan dhaibung...		Rasuwa	Education	Bachelors	45	115	160
				Management	Bachelors	27	39	66
90	Sarbamangala Multiple Campus, Panchkhal, Kavrepala...		Kavre	Education	Bachelors	18	135	153
				Management	Bachelors	37	86	123
91	Uma Badi Adarsha Sherchan College, Dibyanagar, Chi...		Chitwan	Education	Bachelors	14	134	148
				Management	Bachelors	31	56	87
92	Siddhajyoti Education Campus, Phrosetar, Sindhuli		Sindhuli	Education	Bachelors	86	199	285
				Education	Masters	17	18	35
93	Janajagriti Campus, Bhiman, Sindhuli		Sindhuli	Education	Bachelors	21	63	84
94	Gauri Shankar Campus, Nijgadha, Bara		Bara	Education	Bachelors	13	82	95
				Education	Masters	3	2	5
				Humanities and Social Sciences	Bachelors	5	21	26
				Management	Bachelors	25	30	55
95	Siddheswar Education Public Campus, Bamti Bhandar ...		Ramechhap	Education	Bachelors	22	39	61
96	Shree Ranabhubaneshwari Campus, Devighat, Nuwakot	Nuwakot	Education	Bachelors	12	85	97	
			Management	Bachelors	14	35	49	
97	Sanjiwani College, Dhulikhel, Kavre	Kavre	Education	Bachelors	20	78	98	
			Management	Bachelors	80	122	202	
98	Shree Mahankal Campus, Gotikhel, Lalitpur	Lalitpur	Education	Bachelors	26	49	75	
99	N.R. College, Nepaltar, Kathmandu	Kathmandu	Education	Bachelors	87	355	442	
			Humanities and Social Sciences	Bachelors	73	98	171	
			Humanities and Social Sciences	Masters	4	6	10	
			Management	Bachelors	190	214	404	
			Management	Masters	0	4	4	
100	Sahid Adarsha Campus, Bhadrabas, Kathmandu	Kathmandu	Education	Bachelors	9	67	76	
			Management	Bachelors	23	27	50	
101	Bardibas Janta Multiple Campus, Bardibas, Mahottar...	Mahottari	Education	Bachelors	116	235	351	
			Management	Bachelors	128	72	200	
102	Shubha Janata Multiple Campus, Barahathawa, Sarlah...	Sarlahi	Education	Bachelors	111	221	332	
			Management	Bachelors	68	46	114	
103	Marin Multiple Campus, Chhapa Maheshwata, Sindhuli	Sindhuli	Education	Bachelors	47	67	114	
104	Bhimjyoti Campus, Bhimeshwar, Khurkot, Sindhuli	Sindhuli	Education	Bachelors	22	45	67	
105	Kusheshwar Bidhyapith Multiple Campus, Kusheshwar,...	Sindhuli	Education	Bachelors	10	20	30	
106	Saraswoti Campus, Dakaha, Sindhuli	Sindhuli	Education	Bachelors	34	60	94	
107	Kamala Multiple Campus, Dudhauri, Sindhuli	Sindhuli	Education	Bachelors	70	104	174	

S.No.	Campus Name	Region	District	Faculty	Level	Male	Female	Total
107	Kamala Multiple Campus, Dudhauri, Sindhuli	Central	Sindhuli	Humanities and Social Sciences	Bachelors	13	5	18
108	Tinpatan Shiksha Campus, Bhimsthan, Sindhuli		Sindhuli	Education	Bachelors	37	54	91
109	Tripureshwar Shiksha Campus, Bahuntipung-3, Sindh...		Sindhuli	Education	Bachelors	76	74	150
110	Dumarbana Multiple Campus, Dumarbana, Bara		Bara	Education	Bachelors	25	123	148
				Humanities and Social Sciences	Bachelors	17	27	44
				Management	Bachelors	25	18	43
111	Banshgopal Multiple Campus, Chaughada, Hetauda, Ma...		Makwanpur	Education	Bachelors	47	215	262
				Management	Bachelors	14	14	28
112	Prayageshwar Multiple Campus, Pakarbas, Ramechhap		Ramechhap	Education	Bachelors	13	24	37
113	Himganga Multiple Campus, Sanghutar, Ramechhap		Ramechhap	Education	Bachelors	16	38	54
114	Tamakoshi Campus, Khimti Ramechhap		Ramechhap	Education	Bachelors	17	42	59
115	Indrawati Campus, Melamchi, Sindhupalchowk		Sindhupalchowk	Education	Bachelors	72	111	183
116	Chandeswari Multiple Campus, Tupche, Nuwakot		Nuwakot	Education	Bachelors	19	88	107
				Humanities and Social Sciences	Bachelors	10	8	18
117	Jugal Multiple Campus, Sagachok, Sindhupalchowk		Sindhupalchowk	Education	Bachelors	19	60	79
				Humanities and Social Sciences	Bachelors	9	0	9
				Management	Bachelors	5	1	6
118	Kanpur Campus, Kanpur, Kavrepalanchok		Kavre	Education	Bachelors	16	23	39
119	Kushadevi Campus, Kushadevi, Kavrepalanchok		Kavre	Education	Bachelors	9	70	79
120	Netrawati Samudayik Campus, Tripureshor, Dhading		Dhading	Education	Bachelors	34	115	149
121	Salyantar Campus, Salyantar, Dhading		Dhading	Education	Bachelors	27	91	118
122	Mangal Multiple Campus, Kirtipur, Kathmandu		Kathmandu	Education	Bachelors	33	101	134
				Management	Bachelors	43	60	103
123	Gramsewa College, Dharmasthali, Kathmandu		Kathmandu	Education	Bachelors	4	24	28
124	Ganeshman Singh Multiple Campus, Kathmandu	Kathmandu	Education	Bachelors	49	110	159	
			Management	Bachelors	51	58	109	
125	Shanti Academy ?, Bharatpur, Chitawan	Chitwan	Humanities and Social Sciences	Bachelors	11	23	34	
			Management	Bachelors	86	108	194	
126	Bagiswori College, Chyamhasingh, Bhaktapur	Bhaktapur	Humanities and Social Sciences	Bachelors	56	202	258	
			Humanities and Social Sciences	Masters	8	2	10	
			Management	Bachelors	147	268	415	
			Management	Masters	10	19	29	

S.No.	Campus Name	Region	District	Faculty	Level	Male	Female	Total
127	Jitpurphedi Multiple Campus, Jitpurphedi, teenpipl...	Central	Kathmandu	Humanities and Social Sciences	Bachelors	7	15	22
128	Lumbini Academic College, Chuchchepati, Chabahil,K...		Kathmandu	Management	Bachelors	109	135	244
129	Narayani College, Hetauda, Makawanpur		Makwanpur	Management	Bachelors	59	81	140
130	Himalaya College, Koteshowr, Kathmandu		Kathmandu	Humanities and Social Sciences	Bachelors	46	137	183
				Management	Bachelors	173	203	376
131	Shramik Shanti Campus, Chyasal, Lalitpur		Lalitpur	Management	Bachelors	83	119	202
132	Madhya Rautahat Multiple Campus, Garuda Bairiya, R...		Rautahat	Education	Bachelors	382	247	629
133	Shree Golmeshwar Campus, Malu-5, Dolakha		Dolakha	Education	Bachelors	29	44	73
134	Kalinag Multiple Campus, Sunkhani, Dolakha		Dolakha	Education	Bachelors	26	56	82
135	Shreekrishna Multiple Campus, Kharipati, Bhaktapur		Bhaktapur	Education	Bachelors	8	73	81
				Management	Bachelors	21	36	57
136	Melung Campus, Dolakha		Dolakha	Education	Bachelors	6	8	14
137	Thokarpa Samudayik Multiple Campus, Sindhupalchowk		Sindhupalchowk	Education	Bachelors	12	38	50
138	Pratap Smiriti College, Lamidanda, Dolakha		Dolakha	Education	Bachelors	39	53	92
139	Amar Jyoti Multiple Campus, Kharanitar, Nuwakot		Nuwakot	Education	Bachelors	23	53	76
139	Amar Jyoti Multiple Campus, Kharanitar, Nuwakot		Nuwakot	Management	Bachelors	21	29	50
140	Shree Suryagadhi Samudayik Campus, Nuwakot		Nuwakot	Education	Bachelors	19	35	54
141	Tripura Campus, Namdu, Dolakha		Dolakha	Education	Bachelors	12	26	38
142	Shree Juddha Campus, Gaur Rautahat		Rautahat	Education	Bachelors	254	171	425
143	Budhanilkantha Campus, Narayansthan, Budhanilkanth...		Kathmandu	Education	Bachelors	14	47	61
				Management	Bachelors	29	48	77
144	Gaumati Multiple Campus, Madhibazar, Sindhuli		Sindhuli	Management	Bachelors	43	47	90
145	Jaya Bageswaree Multiple Campus, Benighat-1, Malek...		Dhading	Management	Bachelors	15	34	49
146	Machchhindra Multiple Campus, Naubise,Khanikhola, ...		Dhading	Humanities and Social Sciences	Bachelors	11	38	49
				Management	Bachelors	24	35	59
147	Shree Namuna Bageshworee Multiple Campus, Baireni-...		Dhading	Management	Bachelors	23	48	71
148	Subalal Bhagawat Multiple Campus, Santpur, Rautaha...		Rautahat	Management	Bachelors	29	17	46
149	Dapcha Krishna Multiple Campus, Chhatebanjh-1 Kavr...		Kavre	Education	Bachelors	5	10	15
				Management	Bachelors	18	23	41
150	Shailung Campus, Magadeurali, Magapauwa-2,Dolakha		Dolakha	Humanities and Social Sciences	Bachelors	4	1	5
151	Boudha Multiple Campus, Boudha-6,Kathmandu		Kathmandu	Management	Bachelors	30	54	84

S.No.	Campus Name	Region	District	Faculty	Level	Male	Female	Total
152	Janamaitri Foundation Institute of Health Science,...	Central	Kathmandu	Medicine	Bachelors	0	0	206
153	Dudhakoshi Multiple Campus, Salyan, Solukhumbu	Eastern	Solukhumbu	Education	Bachelors	7	10	17
				Humanities and Social Sciences	Bachelors	13	7	20
154	Kulung Multiple Campus, Kulung, Bhojpur, Koshi		Bhojpur	Education	Bachelors	12	18	30
				Management	Bachelors	6	2	8
155	Hile Campus,Hile Dhankuta		Dhankuta	Management	Bachelors	36	37	73
156	Pathibhara Campus, Taplejung		Taplejung	Education	Bachelors	186	384	570
				Humanities and Social Sciences	Bachelors	69	36	105
				Management	Bachelors	34	22	56
157	Damak Multiple Campus, Damak, Jhapa		Jhapa	Education	Bachelors	127	373	500
				Humanities and Social Sciences	Bachelors	64	70	134
				Humanities and Social Sciences	Masters	4	0	4
				Management	Bachelors	371	346	717
				Management	Masters	35	36	71
				S&T	Bachelors	83	49	132
158	Kankai Aadarsh Campus, Birtamode, Jhapa		Jhapa	Humanities and Social Sciences	Bachelors	59	109	168
				Management	Bachelors	403	331	734
		Management		Masters	56	36	92	
159	Gauradaha Campus, Gauradaha, Jhapa	Jhapa	Education	Bachelors	42	158	200	
			Education	Masters	7	16	23	
			Humanities and Social Sciences	Bachelors	4	0	4	
			Management	Bachelors	42	55	97	
160	Dhulabari Campus, Dhulabari, Jhapa	Jhapa	Education	Bachelors	20	94	114	
			Management	Bachelors	34	21	55	
161	Ramailo Campus, Bayarban, Ramailo, Morang	Morang	Humanities and Social Sciences	Bachelors	3	12	15	
			Management	Bachelors	12	9	21	
162	Sukuna Campus, Indrapur, Morang	Morang	Education	Bachelors	296	414	710	
			Education	Masters	174	242	416	
			Humanities and Social Sciences	Bachelors	22	22	44	
			Management	Bachelors	222	260	482	
			Management	Masters	30	21	51	
			S&T	Bachelors	17	2	19	
163	Urlabari Campus, Urlabari	Morang	Education	Bachelors	74	277	351	
			Education	Masters	27	71	98	
			Humanities and Social Sciences	Bachelors	42	20	62	
			Humanities and Social Sciences	Masters	19	3	22	
			Management	Bachelors	67	64	131	



S.No.	Campus Name	Region	District	Faculty	Level	Male	Female	Total
164	Sunsari Campus, Inaruwa	Eastern	Sunsari	Education	Bachelors	158	211	369
				Humanities and Social Sciences	Bachelors	20	9	29
				Management	Bachelors	47	22	69
165	Janta Multiple Campus, Itahari, Sunsari		Sunsari	Education	Bachelors	279	815	1094
				Education	Masters	81	172	253
				Humanities and Social Sciences	Bachelors	93	112	205
				Management	Bachelors	408	302	710
				Management	Masters	14	27	41
166	Myanglung Campus, Myanglung, Tehrathum		Tehrathum	Education	Bachelors	60	161	221
				Education	Masters	5	5	10
				Humanities and Social Sciences	Bachelors	10	5	15
				Humanities and Social Sciences	Masters	8	0	8
				Management	Bachelors	31	24	55
167	Sankhuwasava Multiple Campus, Chainpur, Sankhuwasava Multiple Campus,		Sankhuwasava	Education	Bachelors	64	111	175
				Humanities and Social Sciences	Bachelors	7	12	19
				Management	Bachelors	17	19	36
168	Madi campus, Madi, Sankhuwasabha		Sankhuwasava	Education	Bachelors	20	28	48
169	Barun Campus, Khandbari, Sankhuwasabha		Sankhuwasava	Education	Bachelors	134	216	350
				Education	Masters	14	11	25
				Humanities and Social Sciences	Bachelors	9	4	13
				Management	Bachelors	33	25	58
170	Diktel Campus, Diktel, Khotang		Khotang	Education	Bachelors	182	319	501
				Humanities and Social Sciences	Bachelors	62	44	106
				Humanities and Social Sciences	Masters	4	9	13
				Management	Bachelors	45	32	77
171	Trijuga Janta Multiple Campus, Ghaighat, Udaypur		Udayapur	Education	Bachelors	283	526	809
				Education	Masters	28	42	70
				Humanities and Social Sciences	Bachelors	30	10	40
				Management	Bachelors	97	75	172
172	Okhaldhunga Campus, Okhaldhunga		Okhaldhunga	Education	Bachelors	80	149	229
				Education	Masters	10	4	14
				Management	Bachelors	10	11	21
173	Solukhumbu Multiple Shiksha Campus, Salleri, Soluk...		Solukhumbu	Education	Bachelors	197	280	477
				Education	Masters	19	8	27
				Humanities and Social Sciences	Bachelors	11	4	15
174	J.S. Murarka Campus, Lahan		Siraha	Education	Bachelors	472	774	1246
				Education	Masters	12	6	18
				Humanities and Social Sciences	Bachelors	72	39	111



S.No.	Campus Name	Region	District	Faculty	Level	Male	Female	Total
		Eastern		Humanities and Social Sciences	Masters	37	18	55
				Management	Bachelors	201	64	265
				Management	Masters	29	3	32
				S&T	Bachelors	26	7	33
175	Himal Darshan Campus, Necha, Solukhumbu		Solukhumbu	Education	Bachelors	39	86	125
176	Udayashree Campus, Katari, Udayapur		Udayapur	Education	Bachelors	30	83	113
				Humanities and Social Sciences	Bachelors	11	11	22
177	Shahid Adarsh Campus, Rampur, Okhaldhunga		Okhaldhunga	Education	Bachelors	95	131	226
178	Rampratap Ramprasad Tamang Janta Multiple Campus,A...		Siraha	Education	Bachelors	279	334	613
				Education	Masters	34	36	70
				Humanities and Social Sciences	Bachelors	48	11	59
				Humanities and Social Sciences	Masters	43	6	49
				Management	Bachelors	68	29	97
				Management	Masters	13	0	13
179	Kakarvitta Campus,Mechinagar-10,Kakarvitta,Jhapa		Jhapa	Education	Bachelors	15	72	87
				Management	Bachelors	72	90	162
180	Mangalbare Multiple Campus, Ilam		Ilam	Education	Bachelors	58	139	197
				Humanities and Social Sciences	Bachelors	10	8	18
				Management	Bachelors	24	23	47
181	Birendra Namuna Campus,Jhapa, Bhadrapur		Jhapa	Education	Bachelors	42	253	295
				Management	Bachelors	135	138	273
182	Rumjatar Campus, Okhaldhunga		Okhaldhunga	Education	Bachelors	15	33	48
183	Gramodaya Yugakabi Siddhicharan Campus, Okhaldhung...		Okhaldhunga	Education	Bachelors	33	42	75
184	Garuwa Multiple Campus, Danabari, Ilam		Ilam	Education	Bachelors	20	34	54
185	Shanishchare Multiple Campus, Shanishchare, Jhapa		Jhapa	Education	Bachelors	46	167	213
				Management	Bachelors	41	36	77
186	Tridev Campus, Charaali, Duhagadi, Jhapa		Jhapa	Education	Bachelors	52	162	214
				Management	Bachelors	41	32	73
187	Letang Campus, Letang, Morang		Morang	Education	Bachelors	40	110	150
				Management	Bachelors	38	43	81
188	Pathari Multiple Campus, Pathari, Morang		Morang	Education	Bachelors	51	201	252
				Humanities and Social Sciences	Bachelors	7	3	10
				Management	Bachelors	134	109	243
189	Jitpur Campus, Arkhoule Jitpur, Dhankuta		Dhankuta	Education	Bachelors	14	43	57
190	Simpani Campus, Khotang		Khotang	Education	Bachelors	39	71	110
191	Gobardhan Janta Campus, Phatepur, Saptari		Saptari	Education	Bachelors	28	98	126
				Management	Bachelors	36	18	54

S.No.	Campus Name	Region	District	Faculty	Level	Male	Female	Total
192	Anarmani Public Campus, Anarmani, Jhapa	Eastern	Jhapa	Management	Bachelors	81	64	145
193	Vijaypur College, Dharan, Sunsari		Sunsari	Management	Bachelors	3	10	13
194	Bhasha Campus, Kagate, Dhankuta		Dhankuta	Management	Bachelors	35	24	59
195	Rabi Campus, Rabi , Panchathar		Panchthar	Education	Bachelors	21	115	136
196	Sinam Campus, Taplejung		Taplejung	Education	Bachelors	47	65	112
			Taplejung	Management	Bachelors	13	4	17
197	Belbari Multiple Campus, Belbari, Morang		Morang	Education	Bachelors	25	91	116
				Humanities and Social Sciences	Bachelors	18	35	53
				Management	Bachelors	72	70	142
198	Jalpadevi Campus, Pakhibas, Dhankuta		Dhankuta	Education	Bachelors	11	49	60
199	Rawa Campus, Kharpa, Khotang		Khotang	Education	Bachelors	50	92	142
200	Gyan Jyoti Samudayik,Phulawari, Okhaldhunga		Okhaldhunga	Education	Bachelors	14	25	39
201	Uma Katwal Campus, Nishankhe, Thulachhap, Okhaldhu...		Okhaldhunga	Education	Bachelors	12	33	45
202	Khotang Campus, Khotang Bazar		Khotang	Education	Bachelors	45	82	127
203	Bramhachari Damodrananda College, Ramnagar, Mircha...		Siraha	Education	Bachelors	76	142	218
				Management	Bachelors	37	17	54
204	Shivagunj Multiple Campus,Shivagunj Jhapa		Jhapa	Education	Bachelors	21	73	94
				Management	Bachelors	35	27	62
205	Laxmi Campus, Baniyani Jhapa		Jhapa	Education	Bachelors	50	83	133
206	Satashidham Multiple Campus, Dudhe Jhapa		Jhapa	Management	Bachelors	29	29	58
207	Jagriti Campus,Goldhap, Jhapa		Jhapa	Education	Bachelors	15	83	98
208	Tharpu Campus Tharpu Panchthar		Panchthar	Education	Bachelors	17	66	83
209	Rameswar Campus, Mamling Sankhuwashabha		Sankhuwasava	Education	Bachelors	13	23	36
210	Buddhilal Bidya Munar Campus, Bhagawatpur,Badahari...		Saptari	Education	Bachelors	349	541	890
211	Hyatrung Jharana Campus,Tehrathum		Therathum	Education	Bachelors	22	26	48
212	Baruwa Campus, Gaighat,Udayapur		Udayapur	Education	Bachelors	19	25	44
				Management	Bachelors	71	86	157
213	Chandra Shatrughna Campus, Bode Barsain,Sapatari		Saptari	Education	Bachelors	20	60	80
214	Rastriya Janasahayog College, Hansposa Sunsari		Sunsari	Management	Bachelors	61	89	150
215	Sauntha Campus, Sauntha, Morang		Morang	Education	Bachelors	10	15	25
				Management	Bachelors	4	2	6
216	Gokundeshwar Campus, Dhankutanagar, Dhankuta		Dhankuta	Management	Bachelors	41	45	86
217	Sita-Ramesh Multiple Campus, Budhaware, Jhapa		Jhapa	Education	Bachelors	5	46	51
				Management	Bachelors	69	51	120
218	Balaha Multiple Campus, Inarwa Sunsari		Sunsari	Management	Bachelors	68	52	120

S.No.	Campus Name	Region	District	Faculty	Level	Male	Female	Total
219	Shree Sarananda Multiple Campus, Dingla Bhojpur	Eastern	Bhojpur	Education	Bachelors	10	14	24
				Management	Bachelors	9	1	10
220	Basanta Multiple Campus, Basantpur Tehrathum		Tehrathum	Education	Bachelors	3	20	23
				Management	Bachelors	9	5	14
221	Kailash Campus, Kalagaun 3, Achham	Far Western	Achham	Education	Bachelors	64	92	156
				Management	Bachelors	6	1	7
222	Baitadi Shiksha Campus, Dasharath Chand N.P.1, Shah...		Baitadi	Education	Bachelors	55	65	120
223	Rastriya Campus, Dattu, Darchula		Darchula	Education	Bachelors	41	101	142
224	Manilek Campus, Kanda Melauli, Baitadi		Baitadi	Education	Bachelors	132	149	281
				Management	Bachelors	16	3	19
				S&T	Bachelors	5	1	6
225	Kanchan Vidhya Mandir Samudayik College, Kanchanpu...		Kanchanpur	Management	Bachelors	231	173	404
226	Bhim Datta Multiple Campus, Amargadhi, Dadeldhura		Dadeldhura	Management	Bachelors	23	6	29
227	Kailali Multiple Campus, Dhangadhi, Kailali		Kailali	Education	Bachelors	895	1359	2254
				Education	Masters	181	143	324
				Humanities and Social Sciences	Bachelors	566	404	970
				Humanities and Social Sciences	Masters	148	91	239
				Management	Bachelors	1641	708	2349
				Management	Masters	135	99	234
228	Janata Campus, Bayalpata, Achham		Achham	Education	Bachelors	80	154	234
				Humanities and Social Sciences	Bachelors	25	2	27
				Management	Bachelors	47	10	57
229	Achham Campus, Mangalsen, Achham		Achham	Education	Bachelors	442	261	703
				Management	Bachelors	97	10	107
230	Mahakali Multiple Campus, Shreepur, Belauri, Kancha...		Kanchanpur	Education	Bachelors	69	320	389
				Management	Bachelors	39	38	77
231	Baitadi Patan Multiple Campus, Patan, Baitadi		Baitadi	Education	Bachelors	88	185	273
				Humanities and Social Sciences	Bachelors	10	0	10
232	Jagannath Multiple Campus, Gothalapani, Baitadi		Baitadi	Education	Bachelors	135	258	393
				Education	Masters	19	12	31
				Humanities and Social Sciences	Bachelors	9	0	9
				Management	Bachelors	55	23	78
233	Jaya Prithvi Campus, Bajhang		Bajhang	Education	Bachelors	331	308	639
				Humanities and Social Sciences	Bachelors	12	0	12
				Humanities and Social Sciences	Masters	34	1	35
234	Shree Badimalika Campus, Naubis, Bajura		Bajura	Education	Bachelors	174	167	341
				Management	Bachelors	19	11	30

S.No.	Campus Name	Region	District	Faculty	Level	Male	Female	Total
235	Tikapur Multiple Campus, Tikapur	Far Western	Kailali	Education	Bachelors	301	647	948
				Education	Masters	51	78	129
				Humanities and Social Sciences	Bachelors	234	168	402
				Humanities and Social Sciences	Masters	15	23	38
				Management	Bachelors	437	229	666
				Management	Masters	18	15	33
236	Darchula Multiple Campus, Khalanga, Darchula		Darchula	Education	Bachelors	205	321	526
				Education	Masters	18	41	59
				Management	Bachelors	61	22	83
237	Ghodaghodi Multiple Campus, Sukhad, Kailali		Kailali	Education	Bachelors	196	240	436
				Humanities and Social Sciences	Bachelors	75	51	126
				Humanities and Social Sciences	Masters	13	4	17
				Management	Bachelors	109	46	155
				Management	Masters	4	1	5
238	Aishwary Multiple Campus,Dhangadhi		Kailali	Management	Bachelors	76	46	122
				S&T	Bachelors	178	58	236
239	Birendra Bidhya Mandir Campus, Tikapur, Kailali		Kailali	Education	Bachelors	90	144	234
				Management	Bachelors	61	22	83
240	Durgalaxmi Multiple Campus, Attaria, Kailali		Kailali	Education	Bachelors	230	566	796
				Humanities and Social Sciences	Bachelors	109	87	196
				Humanities and Social Sciences	Masters	9	9	18
				Management	Bachelors	178	107	285
				Management	Masters	7	2	9
241	Shree Raghunath Adarsha Multiple Campus, Baunia,Ka...		Kailali	Education	Bachelors	103	146	249
				Management	Bachelors	24	5	29
242	Kanchan Campus, Krishnapur, Kanchanpur		Kanchanpur	Education	Bachelors	73	186	259
				Management	Bachelors	38	27	65
243	Seti Campus, Matela, Bajhang		Bajhang	Education	Bachelors	163	163	326
244	Panchadewal Campus, Binayak, Achham		Achham	Education	Bachelors	113	127	240
245	Bajura Campus, Martadi, Bajura		Bajura	Education	Bachelors	171	108	279
				Humanities and Social Sciences	Bachelors	51	6	57
				Management	Bachelors	19	4	23
246	Ghanteshwor Seti Mahakali Multiple Campus, Doti		Doti	Education	Bachelors	56	67	123
247	Mahunyal Multiple Campus, Bhajani, Kailali		Kailali	Education	Bachelors	110	130	240
248	Lamki Multiple Campus, Lamki, Kailali		Kailali	Education	Bachelors	143	220	363
				Humanities and Social Sciences	Bachelors	69	46	115
				Management	Bachelors	75	67	142

S.No.	Campus Name	Region	District	Faculty	Level	Male	Female	Total
249	Bhanu Multiple Campus, Dodhara Chadani, Kanchanpur	Far Western	Kanchanpur	Education	Bachelors	46	147	193
				Management	Bachelors	48	17	65
250	Thalara Multiple Campus, Thalara, Bajhang		Bajhang	Education	Bachelors	97	65	162
251	Sunkuda Campus, Sunkuda chir, Bajhang		Bajhang	Education	Bachelors	177	126	303
252	Shanti Adarsh Campus, Chaudhanpatan Byasi, Bajhang		Bajhang	Education	Bachelors	116	111	227
253	Tripura Sundari Campus, Jalpadevi Shreekot, Achham		Achham	Education	Bachelors	191	213	404
				Management	Bachelors	36	7	43
254	Gokuleshwar Multiple Campus, Gokuleshwar, Darchula		Darchula	Education	Bachelors	444	518	962
				Education	Masters	18	13	31
				Humanities and Social Sciences	Bachelors	25	3	28
				Management	Bachelors	56	20	76
				S&T	Bachelors	14	3	17
255	Budhinanda Campus, Kolti, Bajura		Bajura	Education	Bachelors	30	20	50
				Humanities and Social Sciences	Bachelors	9	2	11
256	Shree Tribeni Aadarsh Multiple Campus, Bijgadh, Bu...		Bajhang	Education	Bachelors	103	68	171
257	Shree Krishna Snatak Campus, Lali, Darchula		Darchula	Education	Bachelors	49	88	137
258	Sita Ram Campus, Jijodamandu-1, Ramashram, Doti		Doti	Education	Bachelors	30	53	83
259	Rauleshwar Janta Aadarsh M. Campus,Beldandi,Kancha...		Kanchanpur	Education	Bachelors	55	137	192
260	Rastriya College, Sukhad, Kailali		Kailali	Education	Bachelors	137	113	250
				Humanities and Social Sciences	Bachelors	68	25	93
				Humanities and Social Sciences	Masters	60	10	70
261	Shree Janaekta Multiple Campus, Jimuwa, Kanchanpur		Kanchanpur	Education	Bachelors	3	11	14
				Management	Bachelors	7	2	9
262	Shreekrishna Baijanath Multiple Campus, Jhalari-7 ...		Kanchanpur	Education	Bachelors	40	108	148
				Management	Bachelors	74	47	121
263	Ghatal Multiple Campus, Suda Kanchapur		Kanchanpur	Management	Bachelors	36	21	57
264	Khaptad Aadarsh Campus, Mahadevsthan, Doti		Doti	Education	Bachelors	19	19	38
265	Manasarowar Multiple Campus, Simkot, Humla	Humla	Education	Bachelors	169	70	239	
			Humanities and Social Sciences	Bachelors	14	2	16	
266	Jahari Campus, Kholagaun-4, Rukum	Rukum	Education	Bachelors	90	35	125	
			S&T	Bachelors	12	2	14	
267	Sworgadwari Campus, Pyuthan	Pyuthan	Education	Bachelors	194	403	597	
			Education	Masters	15	12	27	
			Humanities and Social Sciences	Bachelors	33	41	74	
			Management	Bachelors	39	33	72	

S.No.	Campus Name	Region	District	Faculty	Level	Male	Female	Total
268	Rapti Babai Campus, Tulsipur Dang	MidWestern	Dang	Education	Bachelors	421	853	1274
				Education	Masters	41	29	70
				Humanities and Social Sciences	Bachelors	91	37	128
				Humanities and Social Sciences	Masters	8	10	18
				Management	Bachelors	223	150	373
				Management	Masters	16	1	17
269	Salyan Campus, Khalanga		Salyan	Education	Bachelors	129	112	241
				Humanities and Social Sciences	Bachelors	25	13	38
				Management	Bachelors	35	33	68
270	Musikot Campus, Khalanga, Rukum		Rukum	Education	Bachelors	599	695	1294
				Education	Masters	42	14	56
				Humanities and Social Sciences	Bachelors	5	2	7
271	Bheri Gyanodaya Campus, Jajarkot		Jajarkot	Education	Bachelors	629	439	1068
				Humanities and Social Sciences	Bachelors	30	8	38
272	Babai Multiple Campus, Gulariya, Bardiya		Bardiya	Education	Bachelors	316	560	876
				Education	Masters	30	28	58
				Humanities and Social Sciences	Bachelors	88	64	152
				Management	Bachelors	136	84	220
273	Bageshwari Multiple Public Campus, Kohalpur Banke		Banke	Education	Bachelors	248	605	853
				Education	Masters	39	86	125
				Humanities and Social Sciences	Bachelors	66	38	104
				Management	Bachelors	27	20	47
				S&T	Bachelors	25	3	28
274	Narayan Campus, Dailekha		Dailekh	Education	Bachelors	272	433	705
				Humanities and Social Sciences	Bachelors	89	25	114
275	Dronachal Education Campus, Dullu, Dailekh		Dailekh	Education	Bachelors	654	527	1181
276	Jaljala Multiple Campus, Liwang,Rolpa		Rolpa	Education	Bachelors	152	261	413
				Humanities and Social Sciences	Bachelors	37	15	52
277	Dolpo Campus, Dunai, Dolpa		Dolpa	Education	Bachelors	123	102	225
278	Deukhuri Multiple Campus, Lamahi Deukhuri, Dang		Dang	Education	Bachelors	173	409	582
				Education	Masters	11	27	38
				Management	Bachelors	123	84	207
279	Shree Tila Karnali Multiple Campus, Manma, Tadi Ka...		Kalikot	Education	Bachelors	430	288	718
280	Gaumukhi Campus, Machchhi, Okharkot		Pyuthan	Education	Bachelors	56	106	162
280	Gaumukhi Campus, Machchhi, Okharkot		Pyuthan	Management	Bachelors	18	22	40
281	Janakalyan Campus, Tharmare, Salyan		Salyan	Education	Bachelors	311	354	665

S.No.	Campus Name	Region	District	Faculty	Level	Male	Female	Total
282	Shital Campus, Chaurjahari, Rukum	MidWestern	Rukum	Education	Bachelors	290	301	591
283	Chure Campus, Bagnaha, Bardiya		Bardiya	Education	Bachelors	117	199	316
				Management	Bachelors	36	16	52
				Management	Masters	5	0	5
284	Amar Campus, Pyuthan		Pyuthan	Education	Bachelors	42	71	113
285	Shivajan Multiple Campus, Sitalpati, Salyan		Salyan	Education	Bachelors	176	179	355
286	Sharada Campus, Shankhamul, Salyan		Salyan	Education	Bachelors	121	148	269
287	Sisne Shiksha Campus, Rukumkot, Rukum		Rukum	Education	Bachelors	113	168	281
288	Nawanepal Campus, Jugar, Rolpa		Rolpa	Education	Bachelors	62	104	166
289	Rara Campus, Gamgadhi, Mugu		Mugu	Education	Bachelors	133	69	202
290	Mahadev Mashta Chaturdev Campus, Ratapani, Luee, M...		Mugu	Education	Bachelors	192	75	267
291	Laxmi Samudayik Multiple Campus, Kachanpur, Banke		Banke	Education	Bachelors	43	71	114
292	Bheri Shiksha Campus, Gumi, Surkhet		Surkhet	Education	Bachelors	30	49	79
293	Pyuthan Campus, Khalanga, Pyuthan		Pyuthan	Education	Bachelors	20	35	55
				Humanities and Social Sciences	Bachelors	26	24	50
294	Gyanodya Multiple Public Campus, Khajura Banke		Banke	Education	Bachelors	43	120	163
295	Yerawati Aadarsha Multiple Campus, Lalmatiya Deukh...		Dang	Education	Bachelors	30	103	133
				Management	Bachelors	16	18	34
296	Manusha Tika Singh Thapa Multiple Campus, Neulapur...		Bardiya	Education	Bachelors	51	132	183
				Humanities and Social Sciences	Bachelors	26	22	48
				Management	Bachelors	38	45	83
297	Bansgadhi Multiple Campus, Motipur, Bardiya		Bardiya	Education	Bachelors	57	136	193
298	Amar Shahid Multiple Campus, Rajapur, Bardiya		Bardiya	Education	Bachelors	160	220	380
			Bardiya	Management	Bachelors	77	25	102
299	Chamunda College, Chamunda, Dailekh		Dailekh	Education	Bachelors	193	141	334
300	Jhimaruk Multiple Campus, Bagdula, Pyuthan		Pyuthan	Management	Bachelors	43	53	96
301	Gurans Multiple Campus,Sanoshree-6,Bardiya		Bardiya	Education	Bachelors	11	38	49
				Management	Bachelors	23	25	48
302	Mainapokhar Sharada Multiple Campus,Mainapokhar,Ba...		Bardiya	Education	Bachelors	13	30	43
				Management	Bachelors	22	20	42
303	Kapurkot Multiple Campus, Dhanwang-1,Kimuchaur, Sa...		Salyan	Management	Bachelors	12	12	24
304	Sadashiva Multiple Campus, Magaragadi-2 Baridiya		Bardiya	Humanities and Social Sciences	Bachelors	27	42	69
305	Shree Chandrakot Campus, Shantipur, Gulmi	Gulmi	Humanities and Social Sciences	Bachelors	11	25	36	
			Management	Bachelors	13	9	22	
306	Gautam Buddha Multiple Campus, Jayanagar 8,Gorusin...	Kapilvastu	Humanities and Social Sciences	Bachelors	7	2	9	



S.No.	Campus Name	Region	District	Faculty	Level	Male	Female	Total
306	Gautam Buddha Multiple Campus, Jayanagar 8,Gorusin...	Western	Kapilvastu	Management	Bachelors	50	30	80
307	Janamukhi Aadarsha College,Amarapuri 4, Nawalparas...		Nawalparasi	Education	Bachelors	4	44	48
				Management	Bachelors	12	43	55
308	Bhairab Janata Multiple Campus, Bhairabsthan-3, Pa...		Palpa	Management	Bachelors	13	10	23
309	Ridi Multiple Campus, Ridi Bazar, Gulmi		Gulmi	Management	Bachelors	9	2	11
310	Motilal Multiple Campus,Ramnagar-2,Nawalparasi		Nawalparasi	Humanities and Social Sciences	Bachelors	40	76	116
				Management	Bachelors	61	78	139
311	Krishna Gandaki Campus, Narayansthan Balewa, Baglu...		Baglung	Management	Bachelors	15	28	43
312	Dahathum Bahumukhi Campus, Darsing, Dahathum 9, Sy...		Syangja	Education	Bachelors	11	64	75
313	Bindhyabasini Campus, Batulechour-16, Pokhara, Kas...		Kaski	Management	Bachelors	33	42	75
314	Kaligandaki College, Baglung Municipality-3, Baglu...		Baglung	Management	Bachelors	25	37	62
315	Mangala Shiksha Campus, Babiyachour-5, Myagdi		Myagdi	Education	Bachelors	30	51	81
316	Shree Janapradeep Multiple Campus, Syangja		Syangja	Education	Bachelors	2	40	42
317	Drabya Shah Campus , Gorkha		Gorkha	Education	Bachelors	51	150	201
				Humanities and Social Sciences	Bachelors	10	27	37
				Humanities and Social Sciences	Masters	6	2	8
				Management	Bachelors	75	162	237
				Management	Masters	14	4	18
318	Marsyangdi Campus, Beshi Shahar, Lamjung		Lamjung	Education	Bachelors	44	279	323
				Education	Masters	2	4	6
				Humanities and Social Sciences	Bachelors	27	41	68
				Humanities and Social Sciences	Masters	16	16	32
				Management	Bachelors	55	82	137
319	Bandipur Campus, Bandipur	Tanahun	Education	Bachelors	17	120	137	
320	Aadikavi Bhanubhakta Campus, Damauli	Tanahun	Education	Bachelors	115	393	508	
			Education	Masters	36	70	106	
			Humanities and Social Sciences	Bachelors	37	29	66	
			Humanities and Social Sciences	Masters	10	3	13	
			Management	Bachelors	106	168	274	
			Management	Masters	15	16	31	
321	Bhanu Bhakta Multiple Campus, Khaireni,BelChautara	Tanahun	Education	Bachelors	29	217	246	
			Education	Masters	5	10	15	
			Management	Bachelors	61	89	150	



S.No.	Campus Name	Region	District	Faculty	Level	Male	Female	Total
322	Walling Multiple Campus, Walling, Syangja	Western	Syangja	Education	Bachelors	54	316	370
				Education	Masters	17	47	64
				Humanities and Social Sciences	Bachelors	19	63	82
				Humanities and Social Sciences	Masters	8	7	15
				Management	Bachelors	100	138	238
				Management	Masters	11	8	19
323	Tribhuvan Aadarsha Campus, Syangja		Syangja	Education	Bachelors	38	189	227
				Humanities and Social Sciences	Bachelors	17	16	33
				Management	Bachelors	66	88	154
				Management	Masters	8	6	14
324	Pokhara Multiple Campus, Tundikhel, Pokhara		Kaski	Humanities and Social Sciences	Bachelors	36	121	157
				Management	Bachelors	273	236	509
325	Gauri Shanker Campus, Hemja, Pokhara		Kaski	Education	Bachelors	8	52	60
326	Kanya Campus, Nadipur, Pokhara		Kaski	Education	Bachelors	0	108	108
				Humanities and Social Sciences	Bachelors	0	104	104
				Management	Bachelors	0	280	280
				Management	Masters	0	18	18
327	Shiva Shakti Campus, Phoolbari,Pokhara		Kaski	Education	Bachelors	12	36	48
328	Janapriya Multiple Campus, Janapriya Marg-Simalcha...		Kaski	Education	Bachelors	28	104	132
				Humanities and Social Sciences	Bachelors	54	82	136
				Humanities and Social Sciences	Masters	2	7	9
				Management	Bachelors	611	545	1156
				Management	Masters	26	30	56
				S&T	Bachelors	19	23	42
329	Kalika Multiple Campus, Kajipokhari, Kaski		Kaski	Education	Bachelors	22	126	148
				Humanities and Social Sciences	Bachelors	39	84	123
				Humanities and Social Sciences	Masters	18	11	29
				Management	Bachelors	106	178	284
330	Kumarwanti Multiple Campus,Shivamandir - 3 Nawalpa...		Nawalparasi	Education	Bachelors	25	228	253
				Education	Masters	6	24	30
				Humanities and Social Sciences	Bachelors	33	25	58
				Humanities and Social Sciences	Masters	12	9	21
				Management	Bachelors	75	82	157
				Management	Masters	9	11	20

S.No.	Campus Name	Region	District	Faculty	Level	Male	Female	Total
331	Palhi Multiple Campus, Parasi	Western	Nawalparasi	Education	Bachelors	120	186	306
				Humanities and Social Sciences	Bachelors	4	1	5
				Management	Bachelors	40	20	60
332	Dibya Jyoti Campus, Chisapani, Bardaghat, Nawalpar...		Nawalparasi	Education	Bachelors	100	351	451
				Education	Masters	5	18	23
				Humanities and Social Sciences	Bachelors	31	49	80
				Management	Bachelors	154	151	305
				Management	Masters	14	7	21
333	Lumbini Banijya Campus, Butwal		Rupandehi	Management	Bachelors	1101	881	1982
				Management	Masters	165	179	344
334	Rammani Multiple Campus, Tilottama-6, Manigram, Ru...		Rupandehi	Education	Bachelors	20	263	283
				Humanities and Social Sciences	Bachelors	48	72	120
				Humanities and Social Sciences	Masters	21	28	49
				Management	Bachelors	192	263	455
				Management	Masters	18	17	35
335	Kapilvastu Campus, Taulihawa		Kapilvastu	Education	Bachelors	233	177	410
				Education	Masters	9	5	14
				Humanities and Social Sciences	Bachelors	9	2	11
				Management	Bachelors	106	38	144
				Management	Masters	5	5	10
336	Panini Campus, Chutrabesi, Arghakhanchi		Arghakhanchi	Education	Bachelors	131	379	510
				Education	Masters	7	22	29
				Humanities and Social Sciences	Bachelors	10	3	13
				Management	Bachelors	92	101	193
337	Rupandehi Campus, Rupandehi		Rupandehi	Education	Bachelors	217	170	387
				Management	Bachelors	58	40	98
338	Siddhartha Gautam Buddha Campus, Butwal, Rupandehi		Rupandehi	Education	Bachelors	139	553	692
				Education	Masters	15	51	66
				Management	Bachelors	506	423	929
				Management	Masters	39	42	81
339	Tansen Campus, Palpa		Palpa	Education	Bachelors	69	149	218
				Education	Masters	61	104	165
				Humanities and Social Sciences	Bachelors	26	18	44
340	Mandabya Campus, Madanpokhara, Palpa		Palpa	Education	Bachelors	7	67	74
				Management	Bachelors	30	42	72
341	Shahid Multiple Campus, Rampur, Palpa		Palpa	Education	Bachelors	86	287	373
				Education	Masters	15	18	33
				Management	Bachelors	45	90	135
342	Resunga Mulptle Campus, Tamghas, Gulmi		Gulmi	Education	Bachelors	91	358	449
				Education	Masters	28	15	43

S.No.	Campus Name	Region	District	Faculty	Level	Male	Female	Total
		Western		Humanities and Social Sciences	Bachelors	55	61	116
				Management	Bachelors	143	141	284
343	Gupteshwor Campus, Kusma, Parbat		Parbat	Education	Bachelors	57	240	297
			Parbat	Humanities and Social Sciences	Bachelors	41	43	84
			Parbat	Management	Bachelors	76	58	134
344	Janta Sudarshan Campus, Thuli pokhari, Parbat		Parbat	Education	Bachelors	3	9	12
345	Balewa Painyupata Campus, Baglung		Baglung	Education	Bachelors	12	60	72
346	Nishibhuji Janta Campus, Baglung		Baglung	Education	Bachelors	62	139	201
			Baglung	Humanities and Social Sciences	Bachelors	17	26	43
347	Myagdi Campus, Beni Bazar, Myagdi		Myagdi	Education	Bachelors	90	237	327
			Myagdi	Humanities and Social Sciences	Bachelors	33	29	62
			Myagdi	Management	Bachelors	129	179	308
348	Machhapuchre Campus, Pokhara		Kaski	Education	Bachelors	17	103	120
349	Matribhumi Campus, Sundar Bazar, Lamjung		Lamjung	Education	Bachelors	14	63	77
350	Ishaneswar Campus, Borhetar, Lamjung		Lamjung	Education	Bachelors	19	77	96
			Lamjung	Management	Bachelors	12	24	36
351	Bhakti Aadarsh Campus, Bhot Odar, Lamjung		Lamjung	Education	Bachelors	30	128	158
			Lamjung	Management	Bachelors	31	27	58
352	Harihar Shiksha Campus, Khidim, Pokharathok, Arghk...		Arghakhanchi	Education	Bachelors	17	35	52
353	Shringeeshor Campus, Ranibas, Gulmi		Gulmi	Education	Bachelors	11	58	69
			Gulmi	Humanities and Social Sciences	Bachelors	7	37	44
			Gulmi	Management	Bachelors	34	35	69
354	Devchuli College, Rajhar, Nawalparasi		Nawalparasi	Education	Bachelors	17	76	93
			Nawalparasi	Management	Bachelors	29	55	84
355	Shree Jana Prakash Multiple Campus, Lekhnath-1, Bha...		Kaski	Management	Bachelors	64	89	153
356	Pashupati College, Madhawaliya-4 kotihawa, Rupandehi		Rupandehi	Education	Bachelors	125	158	283
			Rupandehi	Management	Bachelors	48	71	119
357	Siddhartha Campus, Banganga, Kapilvastu		Kapilvastu	Education	Bachelors	104	315	419
			Kapilvastu	Education	Masters	21	42	63
			Kapilvastu	Humanities and Social Sciences	Bachelors	59	81	140
			Kapilvastu	Management	Bachelors	172	183	355
			Kapilvastu	Management	Masters	10	7	17
358	Sahid Narayan Pokharel Ramapur Campus, dudharaksha		Rupandehi	Education	Bachelors	59	309	368
			Rupandehi	Education	Masters	10	28	38
			Rupandehi	Management	Bachelors	59	66	125
359	Galyang Multiple Campus, Galyang Bazar, Syangja		Syangja	Education	Bachelors	39	183	222
			Syangja	Education	Masters	10	18	28
			Syangja	Humanities and Social Sciences	Bachelors	17	55	72

S.No.	Campus Name	Region	District	Faculty	Level	Male	Female	Total
				Humanities and Social Sciences	Masters	5	2	7
				Management	Bachelors	78	161	239
				Management	Masters	5	5	10
360	Mahakavi Devkota Campus, Sunwal, Nawalparasi		Nawalparasi	Education	Bachelors	34	185	219
				Humanities and Social Sciences	Bachelors	23	54	77
				Management	Bachelors	44	49	93
361	Galkot Multiple Campus, Baglung		Baglung	Education	Bachelors	30	111	141
				Management	Bachelors	25	42	67
362	Tribhuwan Campus, Belatari, Nawalparasi		Nawalparasi	Education	Bachelors	132	223	355
				Management	Bachelors	43	14	57
363	Mirmee Multiple Campus, Shree Krishna Gandaki-8,Mi...		Syangja	Education	Bachelors	27	120	147
				Humanities and Social Sciences	Bachelors	12	25	37
				Management	Bachelors	50	92	142
364	Laxmi Adarsha Multiple Campus, Kaski		Kaski	Education	Bachelors	16	132	148
365	Aarungkhola Multiple Campus, Mangalchaur,Aarukhola...		Nawalparasi	Education	Bachelors	27	52	79
				Management	Bachelors	35	23	58
366	Nawa Adarsha Multiple Campus,Deurali-1 Palpa		Palpa	Education	Bachelors	2	9	11
				Management	Bachelors	11	17	28
367	Madhyabindu Multiple Campus, Kawasoti, Nawalparasi	Western	Nawalparasi	Education	Bachelors	65	289	354
				Education	Masters	6	37	43
				Humanities and Social Sciences	Bachelors	52	80	132
				Management	Bachelors	225	257	482
				Management	Masters	17	16	33
368	Suryabhakta-Patanadevi Memorial College, Gaindakot...		Nawalparasi	Education	Bachelors	29	107	136
				Humanities and Social Sciences	Bachelors	26	53	79
				Management	Bachelors	26	22	48
369	Shree Nawajagaran Multiple Campus,tamasariya-7,cho...		Nawalparasi	Education	Bachelors	34	224	258
				Humanities and Social Sciences	Bachelors	25	43	68
				Management	Bachelors	58	67	125
370	Bhawani Multiple Campus, Palungtar, Gorkha		Gorkha	Education	Bachelors	5	30	35
				Management	Bachelors	6	18	24
371	Abukhairani Campus Tanahu		Tanahun	Education	Bachelors	16	145	161
				Management	Bachelors	75	110	185
372	Painyu Multiple Campus, Parbat		Parbat	Education	Bachelors	23	111	134
373	Chapakot Campus, Chapakot, Syanja		Syangja	Education	Bachelors	7	44	51
374	Shree Pradhumna Paneru Multiple Campus, Setidhobha...		Syangja	Education	Bachelors	4	44	48
375	Udbuddha College, Palpa		Palpa	Education	Bachelors	28	53	81
				Management	Bachelors	19	16	35

S.No.	Campus Name	Region	District	Faculty	Level	Male	Female	Total
376	Rudrawati Multiple Campus, Wamitaksar, Gulmi	Western	Gulmi	Education	Bachelors	25	97	122
				Management	Bachelors	14	26	40
377	Kalika Multiple Campus, Balmata, Syangja		Syangja	Education	Bachelors	10	86	96
				Management	Bachelors	9	21	30
378	Dullav Campus, Masel, Ghyampesal, Gorakha		Gorkha	Education	Bachelors	23	123	146
379	Paropakar Adarsha Multiple Campus, Jaubari-7, Gork...		Gorkha	Education	Bachelors	12	41	53
				Management	Bachelors	3	5	8
380	Bheemodaya Multiple Campus, Aarughat, Gorakha		Gorkha	Education	Bachelors	28	97	125
				Management	Bachelors	19	35	54
381	Janajyoti Campus, Bhimad-1, Tanahun		Tanahun	Education	Bachelors	18	79	97
				Management	Bachelors	16	52	68
382	Pushpalata Janaekata Multiple Campus, Duipiple, Ra...		Lamjung	Education	Bachelors	10	39	49
383	Mangala Campus, Suryapal, Sotipasal, Lamjung		Lamjung	Education	Bachelors	9	24	33
384	Shantidip Multiple Campus, Kusmisera, Baglung		Baglung	Education	Bachelors	8	64	72
				Management	Bachelors	21	19	40
385	Nawajagrit Multiple Campus, Tilahar, Parbat		Parbat	Education	Bachelors	16	48	64
386	Siddhartha Samudayik Multiple Campus, Phedikhol, ...		Syangja	Education	Bachelors	15	66	81
				Management	Bachelors	25	52	77
387	Palpa Multiple Campus, Tansen, Palpa		Palpa	Education	Bachelors	102	341	443
				Management	Bachelors	108	157	265
388	Masyam Ekikrit Campus, Masyam, Palpa		Palpa	Education	Bachelors	14	20	34
389	Bhairab Multiple Campus, Chhahara, Palpa		Palpa	Education	Bachelors	17	45	62
390	Sarswoti Multiple Campus, Khasyauli, Palpa		Palpa	Education	Bachelors	12	46	58
391	Argali Multiple Campus, Argali, Palpa		Palpa	Education	Bachelors	4	26	30
				Management	Bachelors	8	22	30
392	Annapurna Model College, Butwal, Rupandehi		Rupandehi	Education	Bachelors	43	46	89
				Humanities and Social Sciences	Bachelors	39	97	136
				Humanities and Social Sciences	Masters	29	29	58
393	Haraiya Multiple Campus, Rudrapur, Rupandehi		Rupandehi	Education	Bachelors	86	146	232
				Management	Bachelors	36	28	64
394	Nawalpur Multiple Campus, Agyauli Nawalparasi		Nawalparasi	Education	Bachelors	19	111	130
				Management	Bachelors	22	22	44
395	Janajyoti Adarsh Multiple Campus, Pragatinagar, Na...		Nawalparasi	Education	Bachelors	15	109	124
				Management	Bachelors	21	47	68
396	Nepal Adarsh Multiple Campus, Shivapur, Kapilvastu		Rupandehi	Education	Bachelors	80	159	239
				Humanities and Social Sciences	Bachelors	6	1	7
397	Birendra Shiksha Campus, Mareng, Arghakhanchi		Arghakhanchi	Education	Bachelors	16	29	45

S.No.	Campus Name	Region	District	Faculty	Level	Male	Female	Total
398	Suryathum Multiple Campus, Mareng, Arghakhanchi	Western	Arghakhanchi	Education	Bachelors	10	51	61
399	Janak College, Gaidakot, Nawalparasi		Nawalparasi	Management	Bachelors	97	102	199
400	Kalika Public College, Rambazar,Pokhara, Kaski		Kaski	Education	Bachelors	11	135	146
				Management	Bachelors	40	84	124
401	Gupteshowar Mahadev Multiple Campus, Chhorepatan, ...		Kaski	Education	Bachelors	16	99	115
				Management	Bachelors	53	91	144
402	Balsiddha Campus, Keware Bhanjyang-1, Syangja		Syangja	Education	Bachelors	6	37	43
403	Devdah Aadarsh Multiple Campus, Devdah, Rupandehi		Rupandehi	Education	Bachelors	28	258	286
				Management	Bachelors	69	77	146
404	Buddhabhumi Campus,barkulpur, Kapilbastu		Kapilvastu	Education	Bachelors	34	96	130
405	Manaka-Tikaram Multiple Campus, Turang-1,Majuwa, G...		Gulmi	Education	Bachelors	14	49	63
				Management	Bachelors	5	12	17
406	Digam Aadarsh Multiple Campus, Digamkot, Gulmi		Gulmi	Education	Bachelors	3	21	24
				Management	Bachelors	4	3	7
407	Dhurkot Parmananda Bhandari Multiple Campus,Bastu ...		Gulmi	Education	Bachelors	8	38	46
				Humanities and Social Sciences	Bachelors	13	15	28
408	Mukundasen Multiple College, Mukundapur-4, Harkapu...		Nawalparasi	Management	Bachelors	31	25	56
409	Kolhuwa Multiple Campus, Kolhuwa-5, Nawalparasi		Nawalparasi	Management	Bachelors	17	30	47
410	Bhadrakali Multiple Campus, Kundhar,Pokhara-13		Kaski	Humanities and Social Sciences	Bachelors	17	26	43
				Management	Bachelors	65	77	142
411	Shree Chij Kumar -Bishnu Kumari Campus,Dumre, Tana...		Tanahun	Education	Bachelors	6	11	17
			Tanahun	Management	Bachelors	40	48	88
412	Paroha Multiple Campus, Paroha-1 Ramnagar, Murgiya...		Rupandehi	Management	Bachelors	19	28	47
413	Shankarnagar Multiple Campus, Shankarnagar-2 Rupan...		Rupandehi	Management	Bachelors	80	45	125
414	Liladhar Ghimire Chhapiya Janata College, Dayanaga...		Rupandehi	Education	Bachelors	16	26	42
				Management	Bachelors	22	13	35
415	Panchakanya Multiple Campus, Arjun Choupari, Syang...		Syangja	Management	Bachelors	15	21	36
416	Malunga Sarbajanik Multiple Campus, Malunga, Syang...		Syangja	Education	Bachelors	0	24	24
				Management	Bachelors	31	35	66
417	Triveni International College, Lekhanath, Kaski		Kaski	Management	Bachelors	67	66	133
418	Wahaki Community Campus, Parbat		Parbat	Education	Bachelors	2	22	24
				Humanities and Social Sciences	Bachelors	7	16	23
419	Sarvodaya campus, Bareng, Baglung		Baglung	Education	Bachelors	7	22	29
420	Aadarsha Campus, Biratnagar	Eastern	Morang	na	na	na	na	na
421	Shahid Smriti College, Ratna Nagar, Chitwan	Central	Chitwan	na	na	na	na	na

S.No.	Campus Name	Region	District	Faculty	Level	Male	Female	Total
422	Shree Gaurishankar Multiple Campus, Ramechhap	Central	Ramechhap	na	na	na	na	na
423	Parbati Multiple Campus, Dhungkhark-8, Geldung, Ka...		Kavre	na	na	na	na	na
424	Bardiya Multiple Campus, Deudhkala, Bardiya	MidWestern	Bardiya	na	na	na	na	na
<b>Total</b>						<b>60657</b>	<b>88181</b>	<b>149044</b>

### Constituent Campuses of Tribhuvan University

S. No.	Campus Name	Region	District	Faculty	Level	Male	Female	Total
1	Mahendra Ratna Multiple Campus, Ilam	Eastern	Ilam	Education	Bachelors	386	866	1252
				Education	Masters	49	37	86
				Humanities and Social Sciences	Bachelors	208	199	407
				Humanities and Social Sciences	Masters	79	77	156
				Management	Bachelors	158	119	277
2	Mechi Multiple Campus, Bhadrapur		Jhapa	Humanities and Social Sciences	Bachelors	93	51	144
				Humanities and Social Sciences	Masters	62	63	125
				Management	Bachelors	283	172	455
				Management	Masters	62	23	85
				S&T	Bachelors	164	55	219
3	Mahendra Morang Adarsh Multiple Campus, Biratnagar		Morang	Education	Bachelors	91	81	172
				Humanities and Social Sciences	Bachelors	197	150	347
				Humanities and Social Sciences	Masters	12	13	25
				Management	Bachelors	595	341	936
				Management	Masters	48	39	87
				S&T	Bachelors	561	130	691
				S&T	Masters	31	11	42
4	Degree Campus, Biratnagar		Morang	Humanities and Social Sciences	Masters	192	162	354
				Management	Masters	144	107	251
				S&T	Masters	18	11	29
5	Nursing Campus, Biratnagar		Morang	Medicine	Bachelors	0	0	39
6	Purwanchal Campus, Dharan		Sunsari	Engineering	Bachelors	0	0	257
7	Mahendra Campus, Dharan		Sunsari	Education	Bachelors	60	151	211
				Humanities and Social Sciences	Bachelors	173	216	389
				Humanities and Social Sciences	Masters	69	64	133
				Law	Bachelors	114	32	146
				Management	Bachelors	100	92	192
				Management	Masters	52	78	130
8	Central Campus of Technology, Hattisar, Dharan		Sunsari	S&T	Bachelors	128	57	185

S. No.	Campus Name	Region	District	Faculty	Level	Male	Female	Total
9	Dhankuta Multiple Campus, Dhankuta	Eastern	Dhankuta	Education	Bachelors	587	1101	1688
				Education	Masters	83	94	177
				Humanities and Social Sciences	Bachelors	92	58	150
				Humanities and Social Sciences	Masters	42	24	66
				Management	Bachelors	37	37	74
				S&T	Bachelors	31	10	41
10	Terhathum Campus, Terhathum		Therathum	Education	Bachelors	27	55	82
				Humanities and Social Sciences	Bachelors	14	5	19
				Humanities and Social Sciences	Masters	4	6	10
11	Bhojpur Multiple Campus, Bhojpur		Bhojpur	Education	Bachelors	120	243	363
				Education	Masters	11	10	21
				Humanities and Social Sciences	Bachelors	31	36	67
				Management	Bachelors	74	54	128
12	Shree Mahendra Bindeshwori Campus, Rajbiraj		Saptari	Education	Bachelors	413	274	687
				Education	Masters	104	28	132
				Humanities and Social Sciences	Bachelors	101	43	144
				Humanities and Social Sciences	Masters	34	6	40
				Law	Bachelors	127	34	161
				Management	Bachelors	200	42	242
				Management	Masters	46	10	56
				S&T	Bachelors	260	34	294
13	S. S. M. Y. Multiple Campus, Siraha		Siraha	Education	Bachelors	328	294	622
				Education	Masters	127	40	167
				Humanities and Social Sciences	Bachelors	37	10	47
				Management	Bachelors	46	15	61
				S&T	Bachelors	15	2	17
14	Ramsworup Ramsagar Multiple Campus, Janakpur	Central	Dhanusha	Education	Bachelors	242	262	504
				Education	Masters	103	23	126
				Humanities and Social Sciences	Bachelors	153	47	200
				Humanities and Social Sciences	Masters	336	85	421
				Management	Bachelors	536	106	642
				Management	Masters	252	57	309
				S&T	Bachelors	261	36	297
				S&T	Masters	9	1	10
15	Thakur Ram Multiple Campus, Birgunj	Parsa	Education	Bachelors	1528	1091	2619	
			Education	Masters	420	185	605	
			Humanities and Social Sciences	Bachelors	138	49	187	



S. No.	Campus Name	Region	District	Faculty	Level	Male	Female	Total
		Central		Humanities and Social Sciences	Masters	226	56	282
				Management	Bachelors	1172	211	1383
				Management	Masters	325	113	438
				S&T	Bachelors	164	22	186
16	Birgunj Campus		Parsa	Humanities and Social Sciences	Bachelors	2	2	4
				Medicine	Bachelors	0	0	35
17	Hetauda (Forestry) Campus, Hetauda		Makwanpur	Forestry	Bachelors	190	63	253
				Humanities and Social Sciences	Bachelors	4	0	4
18	Central Campus, Rampur, Chitwan		Chitwan	Agriculture	Bachelors	500	180	680
				Humanities and Social Sciences	Bachelors	2	2	4
19	Birendra Multiple Campus, Bharatpur		Chitwan	Education	Bachelors	34	67	101
				Humanities and Social Sciences	Bachelors	300	239	539
				Humanities and Social Sciences	Masters	218	242	460
				Management	Bachelors	359	228	587
				Management	Masters	128	111	239
				S&T	Bachelors	556	225	781
20	Bhaktapur Multiple Campus, Bhaktapur		Bhaktapur	Humanities and Social Sciences	Bachelors	413	252	665
				Humanities and Social Sciences	Masters	67	116	183
				Management	Bachelors	289	273	562
				Management	Masters	45	69	114
				S&T	Bachelors	38	40	78
21	Sanothimi Campus, Bhaktapur		Bhaktapur	Education	Bachelors	791	986	1777
				Education	Masters	274	478	752
22	Patan Multiple Campus, Patan Dhoka		Lalitpur	Humanities and Social Sciences	Bachelors	750	793	1543
				Humanities and Social Sciences	Masters	975	691	1666
				Management	Bachelors	588	374	962
				Management	Masters	138	182	320
				S&T	Bachelors	470	184	654
				S&T	Masters	151	13	164
23	Pulchowk Campus, Pulchowk		Lalitpur	Engineering	Bachelors	0	0	1205
25	Nepal Commerce Campus, Minbhawan		Kathmandu	Management	Bachelors	3545	1877	5422
				Management	Masters	1089	934	2023
26	Thapathali Campus, Thapathali		Kathmandu	Engineering	Bachelors	0	0	514
27	Public Administration Campus, Tripureshor		Kathmandu	Management	Bachelors	14	15	29
				Management	Masters	296	196	492
28	University Campus, Kirtipur		Kathmandu	Education	Masters	1177	1024	2201
				Humanities and Social Sciences	Masters	1134	776	1910
				Management	Masters	485	417	902

S. No.	Campus Name	Region	District	Faculty	Level	Male	Female	Total
		Central		S&T	Bachelors	57	34	91
				S&T	Masters	746	230	976
29	Mahendra Ratna Campus, Tahachal		Kathmandu	Education	Bachelors	1730	2417	4147
				Education	Masters	827	741	1568
31	Public Youth Campus, Dhobichour		Kathmandu	Management	Bachelors	2085	1358	3443
				Management	Masters	155	224	379
32	Saraswoti Campus, Lainchour		Kathmandu	Humanities and Social Sciences	Bachelors	207	164	371
				Humanities and Social Sciences	Masters	43	60	103
				Management	Bachelors	401	168	569
				Management	Masters	29	20	49
33	Amrit Campus, Lainchour		Kathmandu	S&T	Bachelors	840	182	1022
				S&T	Masters	58	8	66
34	Central Campus, Maharajgunj		Kathmandu	Medicine	Bachelors	0	0	317
35	Nursing Campus, Maharajgunj		Kathmandu	Medicine	Bachelors	0	0	168
36	Lalitkala Campus, Bhotahity		Kathmandu	Humanities and Social Sciences	Bachelors	98	27	125
37	Tri-Chandra Multiple Campus, Saraswati Sadan,Ktm		Kathmandu	Humanities and Social Sciences	Bachelors	759	278	1037
				Humanities and Social Sciences	Masters	727	479	1206
				S&T	Bachelors	4068	1638	5706
				S&T	Masters	81	43	124
38	Padma Kanya Multiple Campus, Baghbazar		Kathmandu	Humanities and Social Sciences	Bachelors	0	1192	1192
				Humanities and Social Sciences	Masters	0	1522	1522
				Management	Bachelors	123	437	560
				Management	Masters	0	35	35
				S&T	Bachelors	0	80	80
39	Shanker Dev Campus, Putalisadak		Kathmandu	Management	Bachelors	3238	1775	5013
				Management	Masters	2231	1900	4131
40	Ratna Rajya Laxmi Campus, Exhibition Road		Kathmandu	Humanities and Social Sciences	Bachelors	2956	993	3949
				Humanities and Social Sciences	Masters	860	676	1536
41	Nepal Law Campus, Exhibition Road	Kathmandu	Law	Bachelors	1585	615	2200	
			Law	Masters	52	40	92	
43	Gorkha Campus, Gorkha	Gorkha	Education	Bachelors	183	524	707	
			Education	Masters	31	60	91	
			S&T	Bachelors	5	2	7	
44	Lamjung Campus, Sundarbazar	Lamjung	Agriculture	Bachelors	200	100	300	
45	Paschimanchal Campus, Pokhara	Kaski	Engineering	Bachelors	0	0	514	
46	Pokhara ( Medicine ) Campus, Pokhara	Kaski	Medicine	Bachelors	0	0	63	
47	Central (Forestry ), Pokhara	Kaski	Forestry	Bachelors	190	63	253	

S. No.	Campus Name	Region	District	Faculty	Level	Male	Female	Total
48	Prithvi Narayan Campus, Pokhara	Western	Kaski	Education	Bachelors	831	2232	3063
				Education	Masters	277	593	870
				Humanities and Social Sciences	Bachelors	718	691	1409
				Humanities and Social Sciences	Masters	358	323	681
				Law	Bachelors	104	22	126
				Management	Bachelors	1797	1154	2951
				Management	Masters	287	215	502
				S&T	Bachelors	510	173	683
				S&T	Masters	53	1	54
49	Tribhuvan Multiple Campus, Palpa		Palpa	Education	Bachelors	89	342	431
				Education	Masters	40	54	94
				Humanities and Social Sciences	Bachelors	45	37	82
				Humanities and Social Sciences	Masters	65	52	117
				Management	Bachelors	207	226	433
				Management	Masters	49	40	89
				S&T	Bachelors	224	41	265
50	Butwal Multiple Campus, Butwal		Rupandehi	Education	Bachelors	699	1073	1772
				Education	Masters	227	569	796
				Humanities and Social Sciences	Bachelors	278	217	495
				Humanities and Social Sciences	Masters	170	169	339
				Law	Bachelors	64	19	83
				Management	Bachelors	149	86	235
				S&T	Bachelors	473	161	634
51	Paklihawa Campus, Paklihawa		Kapilvastu	Agriculture	Bachelors	200	125	325
52	Bhairahawa Campus, Bhairahawa		Rupandehi	Education	Bachelors	162	231	393
				Education	Masters	58	84	142
				Humanities and Social Sciences	Bachelors	96	55	151
				Humanities and Social Sciences	Masters	41	26	67
				Management	Bachelors	404	245	649
				Management	Masters	61	76	137
				S&T	Bachelors	53	16	69
53	Dhawalagiri Multiple Campus, Baglung		Baglung	Education	Bachelors	229	946	1175
				Education	Masters	59	84	143
				Humanities and Social Sciences	Bachelors	140	99	239
				Humanities and Social Sciences	Masters	26	23	49
				Management	Bachelors	259	302	561
				Management	Masters	22	6	28
				S&T	Bachelors	28	14	42

S. No.	Campus Name	Region	District	Faculty	Level	Male	Female	Total
54	Mahendra Multiple Campus, Dang	MidWestern	Dang	Education	Bachelors	253	481	734
				Humanities and Social Sciences	Bachelors	187	116	303
				Humanities and Social Sciences	Masters	53	37	90
				Management	Bachelors	306	168	474
				Management	Masters	25	15	40
				S&T	Bachelors	131	80	211
55	Mahendra Multiple Campus, Nepalgunj		Banke	Education	Bachelors	387	505	892
				Education	Masters	154	173	327
				Humanities and Social Sciences	Bachelors	230	128	358
				Humanities and Social Sciences	Masters	240	79	319
				Law	Bachelors	95	29	124
				Management	Bachelors	400	172	572
				Management	Masters	71	34	105
				S&T	Bachelors	255	32	287
56	Nursing Campus, Nepalgunj		Banke	Medicine	Bachelors	0	0	37
57	Surkhet ( Education ) Campus, Surkhet		Surkhet	Education	Bachelors	2082	1959	4041
				Education	Masters	382	239	621
58	Jumla Multiple Campus, Jumla		Jumla	Education	Bachelors	676	461	1137
				Education	Masters	15	3	18
				Management	Bachelors	44	13	57
59	Doti Campus, Doti	FarWestern	Doti	Education	Bachelors	311	199	510
				Humanities and Social Sciences	Bachelors	46	15	61
				Humanities and Social Sciences	Masters	34	9	43
				Management	Bachelors	50	26	76
60	Dadeldhura Campus, Dadeldhura		Dadeldhura	Education	Bachelors	476	466	942
				Education	Masters	116	47	163
				Humanities and Social Sciences	Masters	13	2	15
61	Siddhanath ( Science ) Campus, Mahendranagar		Kanchanpur	S&T	Bachelors	476	59	535
Total						69632	53809	126590

## Private Campuses of Tribhuvan University

S. No.	Campus Name	Region	District	Faculty	Level	Male	Female	Total
24	Lalitpur Nursing Campus	Central	Lalitpur	Medicine	Bachelors	0	0	119
101	M.B. Kedia Dental College, Birganj		Parsa	Medicine	Bachelors	0	0	51
103	Chitwan School of Medical Sciences		Chitwan	Medicine	Bachelors	0	0	614
108	Nav Kshitiz Campus,Bardibas 8,Mahottari		Mahottari	Education	Bachelors	34	146	180
				Humanities and Social Sciences	Bachelors	29	36	65
109	Ganesh Multiple Campus, Ganeshchok, chapali, Kathm...		Kathmandu	Education	Bachelors	13	45	58
				Management	Bachelors	76	99	175
111	Krishna Barneshowr College, Dini Pokhari, Ramechha...		Ramechhap	Humanities and Social Sciences	Bachelors	4	1	5
119	Youth Campus,Janakpur		Dhanusha	Management	Bachelors	106	28	134
121	Hari Kumar Smarak College, Mangalpur, Chitawan		Chitwan	Management	Bachelors	5	12	17
122	Universal Academy College, Adarshnagar,Janakpur		Dhanusha	Education	Bachelors	83	127	210
			Dhanusha	Management	Bachelors	15	15	30
124	Shuvarambha College, Simara, Bara		Bara	Management	Bachelors	27	18	45
128	Mithila College, Janakpur- 4		Dhanusha	Management	Bachelors	100	73	173
136	Nawodit Nepal College,Srijanapath, Hetauda-4,Makaw...		Makwanpur	Management	Bachelors	50	42	92
138	Canvas International College,Basundhara, Maharajgu...		Kathmandu	Management	Bachelors	120	145	265
140	Gillette College,Kalimati, Kathmandu		Kathmandu	Management	Bachelors	51	54	105
141	Geetanjali College,Sorhakhutte, Kathmandu		Kathmandu	Management	Bachelors	44	44	88
142	Arunima College,Bauddha, Kathmandu		Kathmandu	Management	Bachelors	27	44	71
143	Bhanubhakta Memorial College,Panipokhari, Kathmand...		Kathmandu	Management	Bachelors	77	65	142
144	Kasthamandap College,Kalanki, Kathmandu		Kathmandu	Management	Bachelors	35	26	61
145	Freeborn Gyankunj College, Banepa-5, Kavre		Kavre	Management	Bachelors	91	96	187
				Management	Masters	16	5	21
146	Malpi International College, Baluwatar, Kathmandu		Kathmandu	Management	Bachelors	19	3	22
147	Blue Bird College, Kumaripati, Lalitpur		Lalitpur	Management	Bachelors	153	114	267
148	Viswa Deep Multiple Campus,Tripureswor, Kathmandu		Kathmandu	Management	Bachelors	74	79	153
149	Aberdeen International College,Jawalakhel, Lalitpu...		Lalitpur	S&T	Bachelors	122	19	141
150	Cambridge International College, Kalanki Chowk, Ka...		Kathmandu	Humanities and Social Sciences	Bachelors	28	87	115
				Management	Bachelors	68	54	122
151	Pushpalal Memorial College, Chabahil, Kathmandu		Kathmandu	Education	Bachelors	52	188	240
				Humanities and Social Sciences	Bachelors	53	110	163
				Management	Bachelors	101	128	229
152	Shivapuri College, Maharajgunj, Kathmandu		Kathmandu	Management	Bachelors	99	123	222
153	Kist Medical College, Imadol, Lalitpur		Lalitpur	Medicine	Bachelors	0	0	202
155	Gadhimai Multiple Campus, Gadhimai, Bariyarpur,Bar...		Bara	Education	Bachelors	48	36	84
157	Samari Bhanjyang Campus,Samari-1, Nuwakot		Nuwakot	Management	Bachelors	5	3	8

S. No.	Campus Name	Region	District	Faculty	Level	Male	Female	Total
159	Innovative Sunshine College, Thimi, Bhaktapur	Central	Bhaktapur	Management	Bachelors	20	32	52
160	Prabhat International Multiple Campus,Banepa		Kavre	Management	Bachelors	40	80	120
161	Banepa Siddhartha College,Banepa-5,Kavre		Kavre	Management	Bachelors	102	130	232
166	Khwopa College of Engineering, Libali, Bhaktapur		Bhaktapur	Engineering	Bachelors	0	0	385
				S&T	Masters	5	5	10
167	Bright Future College, Satdobato-15, Lalitpur		Lalitpur	Education	Bachelors	43	145	188
				Management	Bachelors	72	120	192
168	Chanakya Management College,Shankhadh archok,Thimi,...		Bhaktapur	Management	Bachelors	69	133	202
169	Seabird International College, Madhyapur,Thimi		Bhaktapur	Management	Bachelors	58	55	113
170	Capitol Hill College, Teku, Kathmandu		Kathmandu	Management	Bachelors	51	106	157
175	New Millennium College of Education,Devichaur, Jan...		Dhanusha	Education	Bachelors	390	347	737
				Management	Bachelors	65	14	79
195	Matrix College, Shripur Birgunj		Parsa	Medicine	Bachelors	0	0	6
197	Bigyan Adhyan Kendra Campus, Janakpurdham		Dhanusha	Education	Bachelors	8	30	38
199	Navodit College, Samakhushi		Kathmandu	Management	Bachelors	100	142	242
200	Nepalese Army Institute of Health Science		Kathmandu	Medicine	Bachelors	0	0	310
239	Shaheed Smriti Multiple Campus, Ratnanagar, Chitwa...		Chitwan	Education	Bachelors	106	552	658
				Education	Masters	16	105	121
				Humanities and Social Sciences	Bachelors	71	161	232
				Humanities and Social Sciences	Masters	3	24	27
				Management	Bachelors	400	467	867
				Management	Masters	34	60	94
241	Bal Kumari College, Narayanghat, Chitawan		Chitwan	Education	Bachelors	118	331	449
		Education		Masters	13	69	82	
		Management		Bachelors	715	801	1516	
		Management		Masters	37	65	102	
		S&T		Bachelors	34	46	80	
252	Adarsha Multiple Campus, Sanothimi	Bhaktapur	Management	Bachelors	29	33	62	
263	Janamaitri Multiple Campus, Kuleshwar, Kathmandu	Kathmandu	Education	Bachelors	97	141	238	
			Education	Masters	2	15	17	
			Humanities and Social Sciences	Bachelors	102	173	275	
			Management	Bachelors	346	261	607	
			Management	Masters	6	12	18	
266	Nepal Mega College, Babarmahal, Kathmandu	Kathmandu	Humanities and Social Sciences	Bachelors	53	109	162	
			Management	Bachelors	150	121	271	
282	St.Xavier's College, Maitighar,Kathmandu	Kathmandu	Humanities and Social Sciences	Bachelors	55	146	201	
			Humanities and Social Sciences	Masters	5	6	11	
			Management	Bachelors	193	327	520	
			Management	Masters	29	38	67	
			S&T	Bachelors	231	111	342	
			S&T	Masters	65	30	95	

S. No.	Campus Name	Region	District	Faculty	Level	Male	Female	Total
347	Campion College, Kupondole	Central	Lalitpur	Humanities and Social Sciences	Bachelors	34	26	60
				Humanities and Social Sciences	Masters	13	27	40
				Management	Bachelors	188	152	340
354	Trinity International College, Dillibazar		Kathmandu	Humanities and Social Sciences	Bachelors	10	11	21
				Management	Bachelors	43	41	84
				S&T	Bachelors	54	16	70
355	Everest College, Kathmandu		Kathmandu	Management	Bachelors	236	181	417
356	Global College of Management, Old Baneswor, Kathma...		Kathmandu	Management	Bachelors	68	82	150
				Management	Masters	21	25	46
357	Nepal College of Travel & Tourism Mgmt. Kalimati,Ka...		Kathmandu	Management	Bachelors	87	249	336
359	Siddhartha Vanasthali College of Management, Balaj...		Kathmandu	Management	Bachelors	24	33	57
360	College of Applied Business, Battisputali, Kathman...		Kathmandu	Management	Bachelors	209	172	381
				S&T	Bachelors	55	16	71
				S&T	Masters	12	11	23
361	Universal College ,Baluwatar, Kathmandu		Kathmandu	Humanities and Social Sciences	Bachelors	11	23	34
				Humanities and Social Sciences	Masters	6	11	17
				Management	Bachelors	189	164	353
364	Kantipur College of Business Mgmt.& Hum. Studies,Ne...		Kathmandu	Humanities and Social Sciences	Bachelors	122	168	290
				Humanities and Social Sciences	Masters	39	63	102
				Management	Bachelors	319	203	522
366	National College, Shanti Vidya Griha, Kathmandu		Kathmandu	Management	Bachelors	28	42	70
				S&T	Bachelors	13	36	49
367	Asian Collage of Higher Studies, Kopundol		Lalitpur	Management	Bachelors	52	54	106
368	Kantipur Engineering College, Kathmandu		Kathmandu	Engineering	Bachelors	0	0	795
371	Nepal Academy of Tourism & Hotel Mgmt., Kathmandu		Kathmandu	Management	Bachelors	279	292	571
373	Kathmandu Engineering College, Kalimati, Kathmandu		Kathmandu	Engineering	Bachelors	0	0	1235
374	People's Dental College & Hospital, NayaBazar		Kathmandu	Medicine	Bachelors	0	0	212
376	Advanced College of Engineering & Management, Jawa...		Lalitpur	Engineering	Bachelors	0	0	936
378	Himalaya College of Engineering, Naxal, Bhagawati ...		Kathmandu	Engineering	Bachelors	0	0	620
378	Himalaya College of Engineering, Naxal, Bhagawati ...		Kathmandu	S&T	Bachelors	103	23	126
388	Kantipur College of Mgmt. & Information Technology...		Kathmandu	Management	Bachelors	166	259	425
392	Kits College of Science & Management, Kamaladi gan...		Kathmandu	Management	Bachelors	19	20	39
393	Lalitpur Central Region College, Jawalakhel, Lalit...		Lalitpur	S&T	Bachelors	2	3	5
400	Birgunj Commerce Campus, Birgunj		Parsa	Management	Bachelors	37	14	51

S. No.	Campus Name	Region	District	Faculty	Level	Male	Female	Total
406	Manamohan Memorial College, Naya Bazar	Central	Kathmandu	Education	Bachelors	39	142	181
				Education	Masters	6	11	17
				Humanities and Social Sciences	Bachelors	34	86	120
				Management	Bachelors	152	148	300
410	Prime College, Khusibu, Kathmandu		Kathmandu	Management	Bachelors	302	275	577
				S&T	Bachelors	130	36	166
417	National Medical College, Birgunj, Parsa		Parsa	Medicine	Bachelors	0	0	354
418	National College of Engineering, Bansthalichowk, B...		Kathmandu	Engineering	Bachelors	0	0	609
421	United College, Kumaripati, Lalitpur		Lalitpur	Humanities and Social Sciences	Bachelors	2	38	40
				Management	Bachelors	58	104	162
				Management	Masters	8	15	23
422	Kist College of Management, Kamalpokhari, Kathmand...		Kathmandu	Management	Bachelors	322	369	691
				Management	Masters	11	20	31
423	Nicholson College, Sallaghari, Bhaktapur		Bhaktapur	Management	Bachelors	102	131	233
429	Nagarjuna College of Information Technology, Kopun...		Lalitpur	Management	Bachelors	53	149	202
				S&T	Bachelors	76	14	90
430	College of Business Management, Putalisadak Heigh...		Kathmandu	Management	Bachelors	41	23	64
431	Ashirwad College, Samakhusi, Kathmandu		Kathmandu	Management	Bachelors	71	130	201
432	Madan Bhandari Memorial College, Ratopul, Ktm.		Kathmandu	Education	Bachelors	19	60	79
				Humanities and Social Sciences	Bachelors	53	99	152
				Humanities and Social Sciences	Masters	14	27	41
				Management	Bachelors	100	79	179
				S&T	Bachelors	63	12	75
436	Om College, Santapur		Rautahat	Education	Bachelors	89	181	270
				Humanities and Social Sciences	Bachelors	13	5	18
				Management	Bachelors	37	23	60
439	Birganj Public College, Birganj, Parsa		Parsa	Management	Bachelors	354	298	652
			Parsa	Management	Masters	14	19	33
440	Premier College, Tinkune		Kathmandu	Management	Bachelors	242	274	516
				Management	Masters	2	2	4
441	Model Multiple College, Janakpur		Dhanusha	Management	Bachelors	132	140	272
				Management	Masters	29	32	61
				S&T	Bachelors	25	27	52
442	Janakpur Engineering College, Ramananda Chowk, Dha...		Dhanusha	Engineering	Bachelors	0	0	514
444	Modern Nepal College,Putali Sadak ,kath		Kathmandu	Management	Bachelors	180	134	314
446	Kathmandu Model College, Bagbazar, Kathmandu		Kathmandu	Humanities and Social Sciences	Bachelors	68	121	189
				Humanities and Social Sciences	Masters	12	16	28
				Management	Bachelors	220	205	425
				Management	Masters	4	2	6



S. No.	Campus Name	Region	District	Faculty	Level	Male	Female	Total
447	Ratnashiksha Public Campus,Koteshwor,Kathmandu	Central	Kathmandu	Education	Bachelors	36	136	172
				Humanities and Social Sciences	Bachelors	13	47	60
				Management	Bachelors	53	72	125
450	Thames International College,Battisputali,Kathmandu		Kathmandu	Humanities and Social Sciences	Bachelors	26	61	87
				Management	Bachelors	202	229	431
453	Goldengate International College,Battisputali,Kathmandu		Kathmandu	Humanities and Social Sciences	Bachelors	100	137	237
				Humanities and Social Sciences	Masters	20	8	28
				Management	Bachelors	165	201	366
				Management	Masters	17	13	30
				S&T	Bachelors	75	118	193
				S&T	Masters	5	3	8
454	British Gurkha College, Bansbari ,Kathmandu		Kathmandu	Humanities and Social Sciences	Bachelors	27	15	42
				Management	Bachelors	35	29	64
455	Pinnacle College, Lagankhel, Lalitpur		Lalitpur	Management	Bachelors	45	82	127
				S&T	Bachelors	7	28	35
456	Kathford International College,Kamalpokhari,Kathmandu		Kathmandu	Engineering	Bachelors	0	0	479
				Management	Bachelors	124	109	233
				S&T	Bachelors	105	47	152
461	Kathmandu BernHardt College,Bafal,Kathmandu		Kathmandu	Management	Bachelors	52	76	128
				Management	Masters	5	4	9
				S&T	Bachelors	121	25	146
468	Sagarmatha College For Higher Studies,Dillibazar		Kathmandu	Humanities and Social Sciences	Bachelors	23	22	45
				Management	Bachelors	58	47	105
469	DAV College of Management,Jawalakhel		Lalitpur	Management	Bachelors	201	147	348
471	Janaki Medical College,Ramdaiya Bhawadi, Dhanusha		Dhanusha	Medicine	Bachelors	0	0	165
474	Sigma College, Sohrakutte, Kathmandu		Kathmandu	Education	Bachelors	20	44	64
				Humanities and Social Sciences	Bachelors	27	66	93
				Management	Bachelors	59	78	137
476	New Summit College, Old Baneshwor,Ktm		Kathmandu	Management	Bachelors	22	21	43
				S&T	Bachelors	147	21	168
478	Brilliant Multiple Campus, Siphel,Chabel,Kathmandu		Kathmandu	Humanities and Social Sciences	Bachelors	119	176	295
				Management	Bachelors	460	473	933
				Management	Masters	12	16	28
479	Hetauda School of Management, Hetauda, Makawanpur		Makwanpur	Education	Bachelors	5	47	52
				Humanities and Social Sciences	Masters	0	1	1
				Management	Bachelors	144	262	406
				Management	Masters	5	6	11
481	National Academy (Campus), Birgunj		Parsa	Management	Bachelors	336	108	444
483	Shree Laligurans Rastriya College,Shankhamul,New B...		Kathmandu	Management	Bachelors	99	103	202

S. No.	Campus Name	Region	District	Faculty	Level	Male	Female	Total
484	Lincoln College, Gongabu, Tokha Road,Kathmandu	Central	Kathmandu	Education	Bachelors	15	44	59
				Humanities and Social Sciences	Bachelors	26	65	91
				Management	Bachelors	110	143	253
488	Unique College of Management,Kumaripati,Lalitpur		Lalitpur	Management	Bachelors	146	230	376
493	Nasa International College, Teenkuney, Kathmandu		Kathmandu	Management	Bachelors	86	75	161
494	SV Academy, New Baneshwor, Buddhanagar,Ktm		Kathmandu	Humanities and Social Sciences	Bachelors	55	80	135
				Humanities and Social Sciences	Masters	68	26	94
				Management	Bachelors	28	14	42
495	Everest Multiple College, Galkopakha, Thamel,Ktm		Kathmandu	Management	Bachelors	45	74	119
496	Oscar International College, Jayabageshowri, Gausa...		Kathmandu	Humanities and Social Sciences	Bachelors	116	8	124
497	White Field International College,Wd No 17 Khusinb...		Kathmandu	Management	Bachelors	45	29	74
500	Classic College for higher Studies,Pinglasthan,Gau...		Kathmandu	Humanities and Social Sciences	Bachelors	47	71	118
				Management	Bachelors	64	76	140
503	National Integrated College, Gurju Marga, Dillibaz...		Kathmandu	Humanities and Social Sciences	Bachelors	11	47	58
				Management	Bachelors	96	153	249
505	National Multiple College, Bakhundol		Lalitpur	Management	Bachelors	54	45	99
506	Capital College, Kalimati		Kathmandu	Management	Bachelors	39	35	74
513	International College, Khairahani,Parsa, Chitwan		Chitwan	Management	Bachelors	92	161	253
				Management	Masters	8	5	13
517	Einstein Academy, Mahalaxmisthan Chowk, Ring Road,L...		Lalitpur	Management	Bachelors	39	44	83
518	Caspian Central Region College, Kumaripati, Lalitp...		Lalitpur	Management	Bachelors	369	510	879
			Lalitpur	Management	Masters	33	51	84
519	Welhams College, Jawalakhel, Lalitpur		Lalitpur	Humanities and Social Sciences	Bachelors	24	29	53
				Management	Bachelors	43	41	84
521	Bright Vision International College,Satdobato , La...		Lalitpur	Humanities and Social Sciences	Bachelors	36	48	84
522	Reliance College, Saraswatinagar, Chabahil, Ktm		Kathmandu	Humanities and Social Sciences	Bachelors	20	52	72
				Management	Bachelors	89	153	242
524	New Millennium College, Dhumbarahi, Sukedhara,Ktm		Kathmandu	Management	Bachelors	85	72	157
525	Active Academy College, Basundhara, Ktm		Kathmandu	Education	Bachelors	26	106	132
				Humanities and Social Sciences	Bachelors	25	79	104
				Humanities and Social Sciences	Masters	9	14	23
				Management	Bachelors	86	95	181
527	Rehdon College, Samakhusi, Ktm		Kathmandu	Management	Bachelors	45	69	114
528	Intensive International College, Teku, Ktm		Kathmandu	Humanities and Social Sciences	Bachelors	11	38	49
				Management	Bachelors	132	110	242

S. No.	Campus Name	Region	District	Faculty	Level	Male	Female	Total
529	Triton Int'l College, Subidhnagar, Ktm	Central	Kathmandu	Humanities and Social Sciences	Bachelors	52	82	134
				Management	Bachelors	88	97	185
530	Southwestern State College, WD.no 3 Basundhara		Kathmandu	Humanities and Social Sciences	Bachelors	36	68	104
				Management	Bachelors	85	116	201
				Management	Masters	5	1	6
531	City College, Janakpur Dham, Dhanusha		Dhanusha	Management	Bachelors	88	66	154
538	Pasang Lhamu Sherpa Memorial College, Gongabu, Kat...		Kathmandu	Education	Bachelors	29	123	152
				Humanities and Social Sciences	Bachelors	40	117	157
				Management	Bachelors	121	179	300
546	Xavier International College, Kamalpokhari,kath		Kathmandu	Humanities and Social Sciences	Bachelors	50	70	120
				Management	Bachelors	61	66	127
				S&T	Bachelors	3	4	7
547	Institute of Management Studies, 130 Thapathali		Kathmandu	Management	Bachelors	175	182	357
548	Gyankunj College , Ravibhawan, Kathmandu		Kathmandu	Management	Bachelors	87	82	169
549	College of Applied Science- Nepal,Anamnagar,Rudrama...		Kathmandu	S&T	Bachelors	12	7	19
				S&T	Masters	0	0	0
551	National College of Computer Studies,Paknajol,Kath...		Kathmandu	Management	Bachelors	142	245	387
				S&T	Bachelors	110	32	142
553	Kantipur College of Medical Science		Kathmandu	S&T	Bachelors	5	9	14
562	Millennium Campus, Banepa-10, Godamchowk, Kavre		Kavre	Education	Bachelors	20	108	128
				Management	Bachelors	40	63	103
				Management	Masters	0	1	1
565	Millennium Model College, Bharatpur Chitwan		Chitwan	Humanities and Social Sciences	Bachelors	8	30	38
				Management	Bachelors	45	48	93
570	Santwona Memorial Multiple Campus,Shantinagar-34,k...		Kathmandu	Humanities and Social Sciences	Bachelors	28	45	73
				Humanities and Social Sciences	Masters	11	3	14
				Management	Bachelors	46	43	89
571	Rainbow International College, Dallu/ Chhauni ktm		Kathmandu	Education	Bachelors	52	73	125
				Education	Masters	6	5	11
				Humanities and Social Sciences	Bachelors	41	57	98
				Management	Bachelors	52	68	120
574	Maharshi Valmiki Campus,Gaur, Rautahat		Rautahat	Humanities and Social Sciences	Bachelors	33	5	38
576	Siddhartha Multiple College,Bafal Kalimati, Ktm		Kathmandu	Humanities and Social Sciences	Bachelors	23	30	53
				Management	Bachelors	69	114	183
577	Henry Ford International College,Kalankasthan,ktm		Kathmandu	Management	Bachelors	85	103	188
				S&T	Bachelors	63	7	70
581	National Police Academy, Maharajgunj,Ktm		Kathmandu	Management	PGD	2	42	44
584	Kathmandu College of Science & Technology, Kalimat...		Kathmandu	S&T	Bachelors	9	17	26
				S&T	Masters	18	16	34

S. No.	Campus Name	Region	District	Faculty	Level	Male	Female	Total
589	Rajarshi Janak Campus, Janakpur	Central	Dhanusha	Education	Bachelors	268	388	656
				Education	Masters	77	30	107
				Humanities and Social Sciences	Bachelors	7	7	14
				Management	Bachelors	291	128	419
				S&T	Bachelors	23	15	38
616	Adarsha Multiple Campus, Gajuri, Dhading		Dhading	Education	Bachelors	52	231	283
				Management	Bachelors	15	22	37
642	Quest Model College, Ratna Nagar, Chitawan		Makwanpur	Management	Bachelors	49	91	140
703	New Vision Multiple College, Dillibazar, Kathmandu		Kathmandu	Education	Bachelors	57	30	87
				Humanities and Social Sciences	Bachelors	19	12	31
				Management	Bachelors	96	34	130
704	Shahid Ramnath multiple Campus, Banasthali, kathma...		Kathmandu	Education	Bachelors	16	79	95
				Humanities and Social Sciences	Bachelors	11	39	50
				Management	Bachelors	56	82	138
705	Sandipani Samudayik College,Koteshor, Kathmandu		Kathmandu	Education	Bachelors	19	52	71
				Education	Masters	13	19	32
710	Nesfield Int'l College, Batuk Bhairab, Lagankhel, ...		Lalitpur	Humanities and Social Sciences	Bachelors	46	90	136
				Management	Bachelors	154	312	466
711	Nepal College of Dev. Studies, Maitighar,Ktm		Kathmandu	Humanities and Social Sciences	Bachelors	22	25	47
712	Bajra International College, Boudh, Jorpati		Kathmandu	Humanities and Social Sciences	Bachelors	65	131	196
				Management	Bachelors	222	298	520
713	Sarovar College, Kalanki,Ktm		Kathmandu	Humanities and Social Sciences	Bachelors	31	44	75
				Management	Bachelors	41	47	88
714	Global Village College, Lagankhel,Kathmandu		Kathmandu	Humanities and Social Sciences	Bachelors	19	50	69
				Management	Bachelors	38	45	83
715	Modern Kanya Multiple College, Baneshor,Ktm		Kathmandu	Humanities and Social Sciences	Bachelors	2	95	97
				Management	Bachelors	3	154	157
716	Citizens Integrated College, Bijeshwori, Kathmandu		Kathmandu	Education	Bachelors	7	24	31
				Humanities and Social Sciences	Bachelors	17	28	45
				Management	Bachelors	168	211	379
717	Greenfield National College, Bafal, Sitapaila,Ktm		Kathmandu	Humanities and Social Sciences	Bachelors	12	35	47
				Management	Bachelors	72	57	129
718	Pyramid International College, Pingalasthan,Gausha...		Kathmandu	Humanities and Social Sciences	Bachelors	3	9	12
				Management	Bachelors	82	51	133
721	Jaya Multiple Campus, Jorpati		Kathmandu	Humanities and Social Sciences	Bachelors	24	76	100
				Management	Bachelors	159	228	387
722	Orient College, Maharajgunj,Narayangopalchok, Ktm		Kathmandu	Humanities and Social Sciences	Bachelors	17	34	51
				Management	Bachelors	74	67	141

S. No.	Campus Name	Region	District	Faculty	Level	Male	Female	Total
723	Herald International College, Narayangopal Chowk,M...	Central	Kathmandu	Humanities and Social Sciences	Bachelors	37	53	90
				Management	Bachelors	91	161	252
725	The Times International College, Dillibazar,Kalika...		Kathmandu	Humanities and Social Sciences	Bachelors	13	23	36
				Management	Bachelors	97	67	164
726	Caribbean College of Management, Dhobighat, Jawala...		Lalitpur	Management	Bachelors	54	46	100
				Management	Masters	4	0	4
727	ED-Mark College, Kalanki Kathmandu		Kathmandu	Humanities and Social Sciences	Bachelors	20	53	73
				Management	Bachelors	201	273	474
728	Richmond International College, Lik Road Awartanag...		Kathmandu	Humanities and Social Sciences	Bachelors	13	60	73
				Management	Bachelors	69	84	153
734	Cosmopolitan College, Chabahil, Kathmandu		Kathmandu	Management	Bachelors	48	70	118
739	Shree Narayan Multiple Campus, Ishowrpur, Sarlahi		Sarlahi	Education	Bachelors	43	88	131
				Humanities and Social Sciences	Bachelors	2	1	3
				Management	Bachelors	44	23	67
740	Siddhartha International College, Birgunj		Parsa	Education	Bachelors	76	67	143
				Management	Bachelors	23	10	33
742	New Capital College, Ratnanagar-4, Chitawan		Chitwan	Management	Bachelors	44	111	155
749	Janapremi College, Kaushaltar, Bhaktapur		Bhaktapur	Management	Bachelors	51	85	136
751	Dibyagyan College, 15 Chagal, Dallu, Kathmandu		Kathmandu	Management	Bachelors	22	26	48
752	Kumari Multiple Campus, Baudhamarg, Baudha, Kathma...		Kathmandu	Management	Bachelors	26	23	49
753	Kamana International College, Bansthali, Kathmandu		Kathmandu	Management	Bachelors	25	29	54
754	Newton International College, Chabahil, Kathmandu		Kathmandu	Humanities and Social Sciences	Bachelors	50	45	95
				Management	Bachelors	162	116	278
755	Milestone Int'l College, Balkumari, Lalitpur		Lalitpur	Management	Bachelors	42	54	96
756	Nims College, Lagankhel, Lalitpur		Lalitpur	Humanities and Social Sciences	Bachelors	71	151	222
				Humanities and Social Sciences	Masters	3	14	17
				Management	Bachelors	76	143	219
				Management	Masters	8	11	19
757	Aims International College, Lagankhel, Lalitpur		Lalitpur	Management	Bachelors	34	53	87
761	Jubilant College, Kalimati, Kathmandu		Kathmandu	Management	Bachelors	67	75	142
762	Crystal College, Ratnanagar, Chitawan		Chitwan	Management	Bachelors	38	25	63
763	Asian Byabsthapan College, Nayabazar, Kirtipur-17,...		Kathmandu	Management	Bachelors	43	58	101
769	B.S.T. College, Gongabu-4, New Buspark, Kathmandu		Kathmandu	Management	Bachelors	56	82	138
778	Gauri Campus, Janakpur		Dhanusha	Education	Bachelors	159	190	349
779	Bagmati Multiple Campus, Pipara Bhalohiya, Rautaha...		Rautahat	Education	Bachelors	89	85	174
785	Sharadoday Multiple Campus, Thosebazar, Ramechhap		Ramechhap	Education	Bachelors	30	42	72
				Management	Bachelors	7	6	13

S. No.	Campus Name	Region	District	Faculty	Level	Male	Female	Total
787	Golden Shrine (G.S.) College, Kalimati, Kathmandu	Central	Kathmandu	Management	Bachelors	72	81	153
788	St. Lawrence College, Chabahil, Kathmandu		Kathmandu	Humanities and Social Sciences	Bachelors	10	40	50
				Management	Bachelors	129	175	304
				S&T	Bachelors	83	10	93
789	Everest International College, Kalimati, Kathmandu		Kathmandu	Management	Bachelors	91	103	194
790	Himchuli College, Kumaripati, Lalitpur		Lalitpur	Management	Bachelors	17	9	26
794	Bagalamukhi Campus, Lalitpur		Lalitpur	Education	Bachelors	60	220	280
824	People's Multiple Campus Ugratara, Janagal-4, Kavr...		Kavre	Education	Bachelors	29	71	100
				Humanities and Social Sciences	Bachelors	48	64	112
				Management	Bachelors	114	171	285
862	Padma Ratna Vidya Mandir College,Malangwa, Sarlahi		Sarlahi	Management	Bachelors	33	9	42
868	CP College, Dhading Bensi, Dhading		Dhading	Management	Bachelors	28	53	81
870	Dhading Multiple College, Mastar, Baireni-7, Dhadi...		Dhading	Management	Bachelors	13	27	40
874	Chandranigapur Pathibhara Mulptle Campus, Chandran...		Rautahat	Humanities and Social Sciences	Bachelors	2	1	3
				Management	Bachelors	23	24	47
875	Ramgopal Multiple Campus, Ramgopalpur, Mahottari		Mahottari	Education	Bachelors	16	20	36
				Management	Bachelors	26	5	31
884	Jalbire Central Region Campus, Sindhupalchok, Jalb...		Sindhuli	Education	Bachelors	14	18	32
			Sindhuli	Management	Bachelors	7	10	17
885	Thansing Mulptle Campus, Thansing-2 Nuwakot		Nuwakot	Management	Bachelors	4	11	15
886	Himse College, Charikot, Dolakha		Dolakha	Management	Bachelors	53	65	118
906	Sunapati Sahid Multiple Campus, Bethan-3,Ramechhap		Ramechhap	Education	Bachelors	2	7	9
				Humanities and Social Sciences	Bachelors	5	27	32
910	Sirius College, Bafal, Kathmandu		Kathmandu	Management	Bachelors	75	84	159
912	Greenwich College, Pepsicola, Kathmandu		Kathmandu	Management	Bachelors	28	33	61
913	Milton International College, New Baneshwor, Kathm...		Kathmandu	Management	Bachelors	33	17	50
914	Grammar College, Setiopi Marga, Koteshwor		Kathmandu	Management	Bachelors	28	46	74
915	Republica College, Kopundole, Lalitpur		Lalitpur	Management	Bachelors	59	49	108
916	Anamol Rastriya College, Nayabazar, Kathmandu		Kathmandu	Management	Bachelors	28	23	51
917	Swati Sadan Campus, Balaju, Kathmandu		Kathmandu	Management	Bachelors	29	53	82
918	Padma College, Bhaktapur		Bhaktapur	Management	Bachelors	12	32	44
				Management	Masters	12	4	16
921	Morgan International College, Basundhara, Kathmand...		Kathmandu	Management	Bachelors	122	131	253
922	Pioneer International College, Chabahil, Kathmandu		Kathmandu	Management	Bachelors	11	10	21
923	GM Community College, Bijeshwari, Kathmandu		Kathmandu	Management	Bachelors	41	44	85
924	Kathmandu Merryland College, Teenkune, Kathmandu		Kathmandu	Management	Bachelors	31	32	63
925	Mega National College Kumaripati, Lalitpur		Lalitpur	Management	Bachelors	298	324	622
				Management	Masters	12	29	41

S. No.	Campus Name	Region	District	Faculty	Level	Male	Female	Total
926	Texas International College, Mitrapark Chabahil, K...		Kathmandu	Management	Bachelors	119	94	213
				S&T	Bachelors	87	11	98
927	Shwoyambhu International College, Naya Baneshwor, ...		Kathmandu	Management	Bachelors	143	171	314
928	National Model College for Advance Learning, Naya B...		Kathmandu	Medicine	Bachelors	0	0	59
930	Annapurna Multiple Campus, Parbatipur, Chitwan		Chitwan	Education	Bachelors	5	46	51
				Management	Bachelors	18	11	29
935	Kantibazar Rastriya Campus, Laminiya-7		Mahottari	Education	Bachelors	17	11	28
939	Orchid International College, Sinamangal-9, Kathma...		Kathmandu	Management	Bachelors	72	162	234
				S&T	Bachelors	144	18	162
947	Kakaling Campus, Thulopokhari-3, Sindhupalchowk		Sindhupalchowk	Education	Bachelors	6	25	31
954	Janakpur Pvt (Centre)		Dhanusha	Humanities and Social Sciences	Bachelors	24	6	30
				Humanities and Social Sciences	Masters	119	15	134
956	Bharatpur Pvt (Centre)		Chitwan	Humanities and Social Sciences	Bachelors	44	21	65
				Humanities and Social Sciences	Masters	12	2	14
962	Kathmandu Pvt (Centre)		Kathmandu	Humanities and Social Sciences	Bachelors	1050	495	1545
				Humanities and Social Sciences	Masters	1667	304	1971
				Management	Masters	724	178	902
971	Kakling Shiksha Campus, Doramba-4 Ramechhap	Central	Ramechhap	Education	Bachelors	9	8	17
972	Dupcheshwor Himchuli Adadrsha Campus, Ramati, Nuwa...		Nuwakot	Education	Bachelors	7	9	16
974	Ramnarayan Ayodhya Janata Campus, Pipara		Mahottari	Education	Bachelors	10	8	18
975	Gaushala Multiple Campus, Gaushala		Mahottari	Education	Bachelors	24	23	47
976	Mangal Janavijaya Campus, Mangaltar -4		Kavre	Education	Bachelors	3	30	33
977	Bherukhi Campus, Loharpatti -7		Mahottari	Education	Bachelors	10	14	24
978	Yog Kumar Janta Campus, Balwa-3		Mahottari	Education	Bachelors	30	39	69
979	Dudhiawa Campus, Dudhiawa		Rautahat	Education	Bachelors	48	59	107
980	Kewal Ramsurat Campus, Simarabhanipur		Rautahat	Education	Bachelors	46	58	104
981	Katahariya Multiple Campus, Katahariya		Rautahat	Education	Bachelors	130	60	190
982	Sindureghari Multiple Campus, Dumariya-2		Rautahat	Education	Bachelors	11	11	22
983	Laxmi Shri Multiple Campus, Samanpur		Rautahat	Education	Bachelors	40	29	69
984	Jay Kishan Multiple Campus, Dharahari		Rautahat	Education	Bachelors	103	75	178
988	Jay Janta Campus, Gadahiya Dumariya		Sarlahi	Education	Bachelors	26	25	51
989	Janajagrit Shiksha Campus, Betali-3		Ramechhap	Education	Bachelors	11	19	30
992	Charikot Campus, Charikot		Dolakha	Education	Bachelors	9	16	25
995	Karmaiya Adarsh Janata Campus, Karmaiya -5		Sarlahi	Education	Bachelors	5	18	23
998	Budhi Gandaki Campus, Maidi		Dhading	Education	Bachelors	5	29	34
1002	Amodevi Janata Campus, Biruwaguthi		Parsa	Education	Bachelors	19	23	42
1003	Abhayananda Education Campus, Badegaun -9		Sindhupalchowk	Education	Bachelors	34	17	51
1004	Rasuwa Campus, Dhunche - 8		Rasuwa	Education	Bachelors	19	8	27
1005	Sapta Shahid Multiple Campus, Yadukuha -1		Dhanusha	Education	Bachelors	37	43	80



S. No.	Campus Name	Region	District	Faculty	Level	Male	Female	Total
1006	Shree Tapasi Baba College, Tilhi	Central	Dhanusha	Education	Bachelors	13	17	30
1008	Yagnyabhumi Multiple Campus, Dharapani		Dhanusha	Education	Bachelors	7	15	22
1009	Nirmal Multiple Campus, Basamadi -2		Makwanpur	Education	Bachelors	5	21	26
				Humanities and Social Sciences	Bachelors	3	0	3
1010	Kapan Multiple Campus, Milanchok, Kapan		Kathmandu	Education	Bachelors	8	30	38
1011	Central Campus For Deaf, Naxal		Kathmandu	Education	Bachelors	19	9	28
1012	National Law College (NaLC), Pulchowk		Lalitpur	Law	Masters	64	20	84
1013	Sainik Awasiya Mahavidhyalaya, Sallaghari		Bhaktapur	Management	Bachelors	47	72	119
				S&T	Bachelors	22	13	35
1014	NIST College , Banepa-4		Kavre	S&T	Bachelors	69	27	96
1028	Prembasti Multiple Campus, Bharatpur,Prembasti		Chitwan	Management	Bachelors	8	13	21
1037	Shreeprakash Campus, Bhumlutar-5 Kavrepalanchok		Kavre	Education	Bachelors	4	14	18
1052	Lalitpur Engineering College, Chakupat,Patandhoka		Lalitpur	Engineering	Bachelors	0	0	138
1053	Sagarmatha Engineering College, Sanepa, Lalitpur		Lalitpur	Engineering	Bachelors	0	0	257
				S&T	Bachelors	69	22	91
1057	Manmohan Memorial Institure of Health Science, Nak...		Lalitpur	Medicine	Bachelors	0	0	150
1058	Ambition College, Baneshwor,Kathmandu		Kathmandu	Management	Bachelors	20	24	44
				S&T	Bachelors	90	23	113
1078	Academia International College,Gwarko Chowk, Lalit...		Lalitpur	S&T	Bachelors	111	21	132
1105	Samajik College, Lokanthali, Bhaktapur		Bhaktapur	S&T	Bachelors	64	4	68
1109	Hetauda City College, Hetauda-4, Makawanpur		Makwanpur	S&T	Bachelors	30	5	35
1113	Samriddhi College, Lokanthali-16, Bhaktapur		Bhaktapur	S&T	Bachelors	60	10	70
1131	Swastik College, Bhaktapur		Bhaktapur	S&T	Bachelors	42	8	50
1133	Indreni College, Bharatpur-10, Chitwan		Chitwan	S&T	Bachelors	42	7	49
1177	Asian College of Higher Studies, Kamaladi,Ktm		Kathmandu	S&T	Bachelors	76	15	91
1178	National Infotech College, Shreepur, Birgunj		Parsa	S&T	Bachelors	22	13	35
1181	Asian School of Managemnt & Technology, Gongbu-4 K...		Kathmandu	Management	Bachelors	59	112	171
				S&T	Bachelors	98	15	113
192	Life Internation College,Itahari,Sunsari	Sunsari	Management	Bachelors	35	20	55	
194	Liberty College, Dhankuta	Dhankuta	Management	Bachelors	54	39	93	
203	Panchthar Campus, Phidim, Panchthar	Panchthar	Education	Bachelors	252	458	710	
			Education	Masters	37	61	98	
			Humanities and Social Sciences	Bachelors	47	24	71	
			Management	Bachelors	85	56	141	
204	Kanakai Campus, Surunga, Jhapa	Jhapa	Education	Bachelors	48	193	241	
			Education	Masters	47	101	148	
			Humanities and Social Sciences	Bachelors	25	34	59	
			Management	Bachelors	84	97	181	
208	Gaurigung Campus, Jhapa	Jhapa	Education	Bachelors	9	23	32	
			Humanities and Social Sciences	Bachelors	3	2	5	



S. No.	Campus Name	Region	District	Faculty	Level	Male	Female	Total
212	Birat Campus, Jatuwa,Biratnagar-18	Eastern	Morang	S&T	Bachelors	22	1	23
216	Janta Campus, Rangeli		Morang	Education	Bachelors	39	55	94
				Management	Bachelors	21	8	29
225	Jwala Prasad Syo Wai Devi Murarka Campus, Siraha		Siraha	Education	Masters	8	4	12
227	Koshi Campus, Biratnagar, Morang		Morang	Education	Bachelors	88	142	230
				Education	Masters	36	29	65
				Management	Bachelors	104	65	169
				Management	Masters	10	12	22
340	Sunsari Ext. Campus,Dharan		Sunsari	S&T	Masters	15	12	27
387	Lord Buddha College, Neel Sadan,Birat Nagar		Morang	Management	Bachelors	217	202	419
				Management	Masters	5	4	9
396	Merryland College, Rangeli Road,Biratnagar		Morang	Management	Bachelors	119	253	372
424	Amity College, Birtamode, Jhapa		Jhapa	Management	Bachelors	96	164	260
426	Birat Campus,School of Mgmt Studies, Biratnagar		Morang	Education	Bachelors	16	27	43
				Management	Bachelors	76	49	125
449	Shree Narad Adarsh Education Campus,Basaha,Udayapu...		Udayapur	Education	Bachelors	15	58	73
457	Emerald (Academy) College,Bhadrapur, Jhapa		Jhapa	Management	Bachelors	25	25	50
459	Birendra Memorial College,Dharan Sunsari		Sunsari	Humanities and Social Sciences	Bachelors	11	18	29
				Management	Bachelors	75	84	159
				S&T	Bachelors	48	34	82
				S&T	Masters	80	16	96
460	College for Higher Education,Biratamode,Jhapa		Jhapa	Humanities and Social Sciences	Bachelors	18	33	51
				Humanities and Social Sciences	Masters	0	1	1
				Management	Bachelors	133	141	274
462	Rajbiraj Model Campus,Rajbiraj,Saptary		Saptari	Education	Bachelors	59	61	120
				Education	Masters	28	27	55
				Management	Bachelors	75	29	104
463	Alliance for Innovative Mgmt & Social Studies Coll...		Morang	Humanities and Social Sciences	Bachelors	21	33	54
				Management	Bachelors	127	96	223
				S&T	Bachelors	26	6	32
465	Vishwa Adarsha College,Itahari,Sunsari	Sunsari	Management	Bachelors	186	197	383	
			Management	Masters	44	36	80	
466	Kaushiki Campus,Janpath,Dharan,Sunsari	Sunsari	Education	Bachelors	17	163	180	
467	Manakamana College, Anarmani,Birtamod,Jhapa	Jhapa	Education	Bachelors	52	317	369	
			Humanities and Social Sciences	Bachelors	41	61	102	
			Management	Bachelors	106	117	223	
504	Model Campus, Damak,Jhapa	Jhapa	Education	Bachelors	57	139	196	
			Humanities and Social Sciences	Bachelors	53	54	107	
			Management	Bachelors	90	131	221	
514	Sagarmatha College, Mahananda Marga, Dharan-4	Sunsari	Humanities and Social Sciences	Bachelors	7	8	15	
			Management	Bachelors	8	3	11	

S. No.	Campus Name	Region	District	Faculty	Level	Male	Female	Total
537	Modern Campus,Ilam -3	Eastern	Ilam	Humanities and Social Sciences	Bachelors	30	96	126
				Management	Bachelors	95	102	197
560	Siddhartha College of Management,Damak-12 Jhapa		Jhapa	Management	Bachelors	10	3	13
563	Biratnagar City College, Biratnagar, Morang		Morang	Education	Bachelors	58	152	210
				Management	Bachelors	164	148	312
580	Kasturi College of Management, Itahari, Sunsari		Sunsari	Management	Bachelors	152	154	306
				Management	Masters	6	19	25
613	Siddhadevi Campus, Yasok, Panchther		Panchthar	Education	Bachelors	28	67	95
623	Sunsari Technical College, Laxmi Sadak, Dharan		Sunsari	Medicine	Bachelors	0	0	18
				S&T	Bachelors	8	30	38
735	Aastha College of Management, Damak-9, Jhapa		Jhapa	Management	Bachelors	14	20	34
736	Jhapa Campus, Damak, Jhapa		Jhapa	Management	Bachelors	131	183	314
737	Koshi Saint James College, Itahari-8 Sunsari		Sunsari	Education	Bachelors	34	121	155
				Management	Bachelors	127	133	260
738	Tulasi Mehar College, Dhankuta		Dhankuta	Management	Bachelors	37	45	82
764	Shree Projjwal Campus, Gauradaha-8, Jhapa		Jhapa	Management	Bachelors	52	67	119
771	Birat Model College, Biratnagar		Morang	Education	Bachelors	162	222	384
				Management	Bachelors	48	20	68
777	World Vision Modern Campus, Rajbiraj, Saptari		Saptari	Education	Bachelors	107	120	227
				Management	Bachelors	6	2	8
786	Jyoti Janata Multiple Campus, Udaypur		Udayapur	Education	Bachelors	55	177	232
				Management	Bachelors	5	6	11
791	UNIV College, Biratnagar, Morang		Morang	Management	Bachelors	108	91	199
792	Godawari College, Itahari		Morang	Management	Bachelors	73	73	146
				S&T	Bachelors	45	3	48
				S&T	Masters	76	25	101
826	The Himalayan Multiple College, Dhulabari,Jhapa		Jhapa	Education	Bachelors	2	12	14
				Humanities and Social Sciences	Bachelors	10	24	34
				Management	Bachelors	40	18	58
830	Providence College of Management,Charpane, Jhapa		Jhapa	Management	Bachelors	70	83	153
835	Edinburgh College,Biratnagar Morang		Morang	Education	Bachelors	100	231	331
				Management	Bachelors	129	71	200
837	Dharan City College, Dharan Sunsari		Sunsari	Management	Bachelors	222	266	488
				Management	Masters	4	4	8
842	Saradha Balika Namuna Multiple Campus , Dharan, Su...		Sunsari	Management	Bachelors	0	64	64
888	Lahan International Campus,Lahan Siraha		Siraha	Management	Bachelors	105	66	171
				Management	Masters	7	6	13
889	Dharan Model College , Dharan Sunsari		Sunsari	Humanities and Social Sciences	Bachelors	60	135	195
				Management	Bachelors	120	123	243
892	Mission College Rajbiraj,Saptari		Saptari	Management	Bachelors	44	18	62
893	Alpine College Dharan, Sunsari		Sunsari	Management	Bachelors	38	42	80
896	Morng Model Campus, Ulabari, Morang		Morang	Management	Bachelors	98	103	201

S. No.	Campus Name	Region	District	Faculty	Level	Male	Female	Total
897	Bhadgaun Sinuwari Multiple campus,Jumka Sunsari	Eastern	Sunsari	Education	Bachelors	8	28	36
				Management	Bachelors	21	16	37
898	Baraha Aadarsh Campus, Barahakshetra Sunsari		Sunsari	Management	Bachelors	14	18	32
899	Nepal Darshan College, Urlabari Morang		Morang	Management	Bachelors	36	67	103
900	Saptakoshi Multiple Campus Mahendrnagar, Sunsari		Sunsari	Education	Bachelors	15	35	50
				Management	Bachelors	51	32	83
901	Bisal Multiple Campus, Ghailaduba, Jhapa		Jhapa	Management	Bachelors	17	20	37
903	Purwanchal Genral College Anaramani,Jhapa		Jhapa	Management	Bachelors	23	12	35
904	Paradiase ?Campus Rajbiraj Sapatari		Saptari	Management	Bachelors	46	18	64
933	Softech College, Lahan-3 Siraha		Siraha	S&T	Bachelors	24	5	29
934	Applied College Management & education, Biratnagar...		Morang	Management	Bachelors	57	51	108
950	Bhadrapur Pvt (Centre)		Jhapa	Humanities and Social Sciences	Bachelors	10	1	11
				Humanities and Social Sciences	Masters	4	2	6
951	Bhojpur Pvt (Centre)		Bhojpur	Humanities and Social Sciences	Bachelors	2	0	2
952	Dharan Pvt (Centre)		Sunsari	Humanities and Social Sciences	Bachelors	17	8	25
				Humanities and Social Sciences	Masters	34	19	53
953	Biratnagar Pvt (Centre)		Morang	Humanities and Social Sciences	Bachelors	46	11	57
				Humanities and Social Sciences	Masters	88	7	95
				Management	Masters	49	2	51
963	Ilam Pvt (Centre)		Ilam	Humanities and Social Sciences	Bachelors	2	0	2
964	Dhankuta Pvt (Centre)		Dhankuta	Humanities and Social Sciences	Bachelors	4	0	4
965	Rajbiraj Pvt (Centre)		Saptari	Humanities and Social Sciences	Bachelors	37	5	42
990	Sotang Public Campus, sotang		Solukhumbu	Education	Bachelors	12	13	25
1038	Chisapani Campus, Chisapani-8, Khotang		Khotang	Education	Bachelors	8	20	28
1039	Jirikhimti Multiple Campus, Jirikhimti, Tehrathum		Therathum	Education	Bachelors	8	8	16
1040	Budhuk Campus, Maunbudhuk, Dhankuta		Dhankuta	Education	Bachelors	6	16	22
1041	Ekatappa Multiple Campus, Ekatappa, Ilam		Ilam	Education	Bachelors	7	14	21
1042	Rauta Janta Campus, Rauta Udaypur		Udayapur	Education	Bachelors	12	9	21
1043	Chhathar Campus, Hamarjung, Sukrabare, Tehrathum		Therathum	Education	Bachelors	14	20	34
1044	Shishuwari Campus, Pipara, Saptari		Saptari	Education	Bachelors	21	36	57
1045	Ramjanaki B.N. Janta Multiple Campus, Sukhipur Sir...		Siraha	Education	Bachelors	18	24	42
1046	Salaheh Campus, Lahan, Siraha		Siraha	Education	Bachelors	34	30	64
1047	Sarswati Janta Multiple Campus, Mohanpur,Kamalpur		Siraha	Education	Bachelors	33	32	65
1048	Halesi Campusm MahadevSthan, khotang		Khotang	Education	Bachelors	9	13	22
1073	Himalaya Darshan College, Biratnagar Morang		Morang	S&T	Bachelors	16	8	24
1075	Shreeyantra College Damak, Jhapa		Jhapa	S&T	Bachelors	19	3	22

S. No.	Campus Name	Region	District	Faculty	Level	Male	Female	Total
1103	Nihareeka College, Biratnagar, Morang	Eastern	Morang	S&T	Bachelors	37	11	48
1162	National People College, Kanchanpur, Saptari		Saptari	Humanities and Social Sciences	Masters	21	4	25
				Management	Masters	4	0	4
1171	Birat Multiple Collegem Biratnagarm Morang		Morang	S&T	Bachelors	10	1	11
107	Phulbari Campus,Phulbari, Kailali	FarWestern	Kailali	Education	Bachelors	60	108	168
	Management			Bachelors	25	13	38	
163	Mount Multiple Campus,Bagabazar,Dadeldhura		Dadeldhura	Management	Bachelors	70	43	113
329	Siddhanath Multiple Campus, Mahendranagar		Kanchanpur	Education	Bachelors	481	796	1277
				Education	Masters	57	48	105
				Humanities and Social Sciences	Bachelors	123	78	201
				Humanities and Social Sciences	Masters	43	14	57
				Management	Bachelors	462	220	682
				Management	Masters	17	8	25
				S&T	Bachelors	59	2	61
				S&T	Masters	15	0	15
404	Janajyoti Campus, Mahendra nagar		Kanchanpur	Education	Bachelors	192	510	702
				Education	Masters	135	195	330
				Humanities and Social Sciences	Bachelors	58	38	96
				Humanities and Social Sciences	Masters	4	2	6
				Management	Bachelors	88	37	125
438	Janta Campus Punarwash, Tribhuvanbasti, Kanchanpur		Kanchanpur	Education	Bachelors	41	123	164
				Humanities and Social Sciences	Bachelors	36	20	56
				Management	Bachelors	19	19	38
464	Sudur Paschimanchal Campus,Dhangadhi,Kailali		Kailali	Education	Bachelors	102	206	308
				Education	Masters	210	223	433
				Humanities and Social Sciences	Bachelors	60	74	134
				Management	Bachelors	206	155	361
557	Bal Jagritee College, Mahendranagar, Kanchanpur		Kanchanpur	Education	Bachelors	83	242	325
				Management	Bachelors	49	30	79
603	Khaptad Campus, Masuriya, Kailali		Kailali	Education	Bachelors	102	155	257
				Humanities and Social Sciences	Bachelors	33	18	51
				Management	Bachelors	10	8	18
604	Everest Multiple College, Attaria, Kailali		Kailali	Education	Bachelors	25	23	48
681	Tribeni Multiple Campus, Jayapur, Jogabudha, Dadel...		Dadeldhura	Education	Bachelors	106	160	266
				Humanities and Social Sciences	Bachelors	29	5	34
819	Shree Purachaudi Multiple Campus, Hata Baitadi		Baitadi	Education	Bachelors	108	99	207
854	Shree Setigaun Multiple Campus, Gokuleswar,Baitadi		Baitadi	Management	Bachelors	35	14	49
941	Shigas Education Campus, Ganjari Baitadi		Baitadi	Education	Bachelors	16	20	36
942	Latinath Campus,Marma, Darchula		Darchula	Education	Bachelors	25	35	60

S. No.	Campus Name	Region	District	Faculty	Level	Male	Female	Total
943	Janshika Campus Mallekh Achham	FarWestern	Achham	Education	Bachelors	46	21	67
968	Mahendra Nagar Pvt (Centre)		Kanchanpur	Humanities and Social Sciences	Bachelors	11	2	13
				Humanities and Social Sciences	Masters	56	4	60
991	Shreekot Multiple Campus, Shreekot		Baitadi	Education	Bachelors	21	49	70
1001	Bajhangdeep Campus, Jhota		Bajhang	Education	Bachelors	39	37	76
1015	Namuna Kalika Multiple Campus, Kalika-4		Kanchanpur	Education	Bachelors	12	26	38
1016	Kamalbazar Multiple Campus, Kamalbazar		Achham	Education	Bachelors	43	28	71
1017	Bulbule Multiple Campus, Kaialali		Kailali	Education	Bachelors	13	21	34
1019	Navaprabhat Samyukta Campus, Kulau, Baitadi		Baitadi	Education	Bachelors	20	41	61
1021	Kedar Jyotipunja Multiple Campus, B. P. Nagar, Dot...		Doti	Education	Bachelors	39	22	61
1023	AAthabis Education Campus, Tile Pata-5,		Dailekh	Education	Bachelors	33	16	49
1025	Kotdewal Janaadarsh Campus, Awalparajul, Dailekha		Dailekh	Education	Bachelors	26	29	55
1030	Apinampa Campus,Huti, Darchula		Darchula	Education	Bachelors	14	12	26
1032	Shankarpur Campus, Pasti, Darchula		Darchula	Education	Bachelors	11	22	33
1033	Shivasurya Multiple Campus, Nigali-3, Kimtola		Kailali	Education	Bachelors	46	32	78
1036	Rampur Multiple Campus, Kanchanpur		Kanchanpur	Education	Bachelors	8	15	23
115	Nepalgunj Bahumukhi Campus,Surkhet Road,Nepalgunj,....	MidWestern	Banke	Management	Bachelors	37	28	65
				S&T	Bachelors	14	5	19
117	Kohalpur Model College, Kohalpur-3, Banke		Banke	Management	Bachelors	87	79	166
171	College of Management, Nepalgunj, Banke		Banke	Management	Bachelors	101	101	202
173	Gadhawa Multiple Campus, Gadhawa Deukhuri, Dang		Dang	Education	Bachelors	21	42	63
				Humanities and Social Sciences	Bachelors	17	4	21
180	New Bageshowri Academy College, Kohalpur -3, Banke		Banke	Education	Bachelors	55	64	119
				Management	Bachelors	12	26	38
325	Birendra Nagar Multiple Campus, Birendranagar, Sur...		Surkhet	Humanities and Social Sciences	Bachelors	200	158	358
				Humanities and Social Sciences	Masters	3	0	3
				Management	Bachelors	267	174	441
				Management	Masters	2	1	3
390	Public Science Campus, Birendra Nagar,Surkhet		Surkhet	S&T	Bachelors	87	18	105
489	Rapti Shiksha Campus, Dang Ghorai		Dang	Education	Bachelors	277	562	839
				Education	Masters	50	97	147
542	Mark International College, Dang		Dang	Management	Bachelors	205	173	378
				Management	Masters	24	12	36
543	Brightland College, Surkhet Road, Nepalgunj		Banke	Management	Bachelors	163	151	314
				Management	Masters	2	6	8
544	City college of Management, Pasang Lhamu Marga Nep...		Banke	Management	Bachelors	204	180	384
				Management	Masters	20	16	36
674	Banke Shiskha Campus, Nepalgunj, Banke		Banke	Education	Bachelors	27	45	72
676	Madhyapashchim Multiple Campus, Nepalgunj, Banke		Banke	Education	Bachelors	200	333	533
				Management	Bachelors	57	32	89

S. No.	Campus Name	Region	District	Faculty	Level	Male	Female	Total
677	Vidhyanilakantha Campus, Ghorahi, Dang	MidWestern	Dang	Education	Bachelors	100	245	345
				Education	Masters	22	8	30
				Management	Bachelors	18	18	36
678	Bidhyapur Janta Multiple Campus, Bidhyapur, Surkhet...		Surkhet	Education	Bachelors	55	75	130
748	Rapti Vidya Mandir Management College, Tulasipur, ...		Dang	Management	Bachelors	75	36	111
805	Shree Bardiya Multiple Campus,Deudhikala, Bardiya		Bardiya	Education	Bachelors	75	145	220
812	Dynamic Multiple Campus, Kohalpur, Banke		Banke	Education	Bachelors	84	139	223
844	Janachetana Multiple Campus,MehalMudi,KaliKot		Kalikot	Education	Bachelors	30	36	66
				Management	Bachelors	26	9	35
845	Raskot Multiple Campus, Syuna, Kalikot		Kalikot	Management	Bachelors	23	5	28
847	Nimble College,Kohalpur, Banke		Banke	Management	Bachelors	44	32	76
848	Dang Central Region College,Ghorahi, Dang		Dang	Management	Bachelors	57	95	152
849	Novex International College,Tulsipur, Dang		Dang	Education	Bachelors	12	35	47
			Dang	Management	Bachelors	60	63	123
850	Gyansindhu College, Ghorahi, Dang		Dang	Management	Bachelors	28	20	48
851	Deepshikha College,Ghorahi, Dang		Dang	Management	Bachelors	72	81	153
852	Sinja Multiple Campus, Dhanpa-3, Sinja Jumla		Jumla	Education	Bachelors	27	8	35
				Management	Bachelors	28	1	29
853	Surkhet Model College,Birendranagar 10,Khajura		Surkhet	Management	Bachelors	107	60	167
855	Janasewa Multiple Campus, Dhadhawar, Bardia		Bardiya	Humanities and Social Sciences	Bachelors	26	25	51
				Management	Bachelors	17	8	25
929	Dhir Bahadur Hamal Multiple Memorial M. Campus, Ph...		Kalikot	Management	Bachelors	26	35	61
938	Nalagad Multiple Campus, Dalli, Jajarkot		Jajarkot	Education	Bachelors	60	44	104
960	Dang Pvt (Centre)		Dang	Humanities and Social Sciences	Bachelors	8	1	9
				Humanities and Social Sciences	Masters	20	2	22
961	Nepalgunj Pvt (Centre)		Banke	Humanities and Social Sciences	Bachelors	70	7	77
			Banke	Humanities and Social Sciences	Masters	125	11	136
985	Gurbhakot Multiple Campus, Sahare-7		Surkhet	Education	Bachelors	37	48	85
986	Simta Multiple Campus, Rakam-3		Surkhet	Education	Bachelors	27	27	54
987	Himshikhar Multiple Campus, Ramghat-5		Surkhet	Education	Bachelors	21	34	55
994	Nanda Devi Multiple Campus, Kotwada -4		Kalikot	Education	Bachelors	44	27	71
1000	Radijyula Shiksha Campus, Aathbiskot-7		Rukum	Education	Bachelors	25	33	58
1007	Siddha Prithivi Janata Campus, Shreegaun-1		Dang	Education	Bachelors	14	16	30
1018	Liku Samyukta Campus,Liku		Dolpa	Education	Bachelors	18	13	31
1020	Simrutu Campus, Simrutu		Rukum	Education	Bachelors	59	57	116
1022	Siddharatnanath Campus, Narayanpur-1		Dang	Education	Bachelors	16	58	74
1024	Jangyankunja Campus, Dashera, Jajarkot		Jajarkot	Education	Bachelors	64	20	84
1026	Bangad Campus, Bangad,Salyan		Salyan	Education	Bachelors	23	18	41
1027	Syarpu Multiple Campus, Banphikot, Rukum		Rukum	Education	Bachelors	33	39	72
1034	Purandhara Multiple Campus, Purandhara-4, Dang		Dang	Education	Bachelors	25	26	51

S. No.	Campus Name	Region	District	Faculty	Level	Male	Female	Total
1035	Farula Multiple Campus, Farulachok, Salyan	MidWestern	Salyan	Education	Bachelors	25	21	46
1125	Ambikeshwari Campus,Gorahi-11 Dang		Dang	S&T	Bachelors	30	11	41
114	Barahi College, Damauli, Vyas-2,Tanahun	Western	Tanahun	Management	Bachelors	22	22	44
118	Janabikash College, Besishahar, Lamjung		Lamjung	Humanities and Social Sciences	Bachelors	4	5	9
				Management	Bachelors	31	68	99
129	Swarnim Sagarmatha College,Devdaha-5 Rupandehi		Rupandehi	Management	Bachelors	9	41	50
131	West Point College, Arthunge-1 Beni Bazar, Myagdi		Myagdi	Management	Bachelors	29	44	73
133	New Life College,Makar -4,Baraghat, Nawalparasi		Nawalparasi	Management	Bachelors	28	52	80
134	Parasi Campus,Ramgram-3, Nawalparasi		Nawalparasi	Management	Bachelors	61	59	120
158	Dignity College,Baglung		Baglung	Management	Bachelors	59	96	155
176	Gandaki Medical College,Araghaun,Kaski		Kaski	Medicine	Bachelors	0	0	131
181	Phalahari Baba Multiple Campus, Maharajgunj, Kapil...		Kapilvastu	Education	Bachelors	49	29	78
186	Hill City College, Beshishahar-9, Lamjung		Lamjung	Management	Bachelors	21	27	48
196	Gandaki Multiple College, Khairanitar, Tanahun		Tanahun	Management	Bachelors	21	37	58
198	Banganga Multiple Campus, Motipur-6, Kapilvstu		Kapilvastu	Education	Bachelors	13	68	81
294	Mount Annapurna Campus, Pokhara		Kaski	S&T	Bachelors	26	5	31
312	Parbat Campus, Phalebas, Parbat		Parbat	Education	Bachelors	43	128	171
			Parbat	Management	Bachelors	23	29	52
370	Universal College of Medical Science, Bhairahawa		Rupandehi	Medicine	Bachelors	0	0	555
397	Pokhara Multimodal Campus,Srijana Chowk,Pokhara		Kaski	Management	Bachelors	75	64	139
				Education	Bachelors	30	139	169
415	Nepal Adarsh Campus, Waling		Syangja	Management	Bachelors	69	116	185
				Education	Bachelors	12	27	39
420	Kali Gandaki Campus, Birgha, Syangja		Syangja	Education	Bachelors	12	27	39
427	Millennium Multiple Campus, Palpa		Palpa	Education	Bachelors	31	147	178
				Management	Bachelors	92	107	199
448	New Horizon College, Butwal,Rupandehi		Rupandehi	Management	Bachelors	112	147	259
				Management	Masters	22	23	45
				S&T	Bachelors	36	28	64
458	Pharsatikar Yagyodaya Multiple Campus,Farsatikar		Rupandehi	Education	Bachelors	45	215	260
				Humanities and Social Sciences	Bachelors	7	13	20
				Management	Bachelors	61	58	119
				Management	Masters	9	0	9
470	Achievers College, Butwal (ACBR)		Rupandehi	Management	Bachelors	27	40	67
485	Pioneers' Multiple Campus,Waling Syangja		Syangja	Management	Bachelors	40	91	131
510	Lumbini Brihaspati Campus,Bhairahawa, Rupandehi		Rupandehi	Management	Bachelors	22	20	42
512	Parashar College,Damauli, Tanahun		Tanahun	Education	Bachelors	18	85	103
				Management	Bachelors	46	76	122
				Management	Masters	3	6	9
515	Buddha Jyoti College, Bhim Kali Path, Siddharthana...	Rupandehi	Management	Bachelors	48	48	96	



S. No.	Campus Name	Region	District	Faculty	Level	Male	Female	Total
533	Sarbodaya Campus, Lamjung	Western	Lamjung	Education	Bachelors	9	49	58
545	Madhyavarti Multiple Campus, Kumarwanti-7,Gochhada...		Nawalparasi	Management	Bachelors	97	81	178
556	Sun Shine College, Siddharthanagar,Rupandehi		Rupandehi	Management	Bachelors	38	39	77
558	AIMS College, Butwal-11, Rupandehi		Rupandehi	Management	Bachelors	91	166	257
559	Oxford College, Butwal, Rupandehi		Rupandehi	Education	Bachelors	54	175	229
				Management	Bachelors	177	252	429
561	Manimukunda Campus, Durganagar, Yogikuti, Butwal-1...		Rupandehi	Management	Bachelors	34	92	126
573	Lumbini Adarsha Multiple Campus, Kawasoti, Nawalpa...		Nawalparasi	Humanities and Social Sciences	Bachelors	2	0	2
659	New Light College, Shankarnagar, Rupandehi		Rupandehi	Education	Bachelors	22	155	177
				Management	Bachelors	62	88	150
662	Siddhartha College, Kapilvastu		Rupandehi	Education	Bachelors	4	7	11
				Management	Bachelors	17	11	28
666	Arghakhanchi Shiksha Campus, Sandhikharka, Belbati...		Arghakhanchi	Education	Bachelors	56	129	185
707	Lake City College & Research Centre, Gairapatan, P...		Kaski	Humanities and Social Sciences	Bachelors	12	24	36
744	Somnath Baba Campus, Sunwal-1, Nawalparasi		Nawalparasi	Management	Bachelors	52	58	110
745	Damauli College of Higher Studies, Vyas-11, Tanahu...		Tanahun	Management	Bachelors	45	58	103
746	Syanja Multiple Campus, Abhiyanpath, Syanja		Syangja	Education	Bachelors	6	52	58
				Management	Bachelors	52	67	119
747	Lumbini Vision College, Butwal-14, Rupandehi		Rupandehi	Management	Bachelors	47	64	111
760	Sai Global College, Siddharthanagar-5,Bhaira		Rupandehi	Management	Bachelors	66	111	177
804	Janajyoti Campus, Purkor daha, Gulmi		Gulmi	Education	Bachelors	23	38	61
872	Mount Central Region College, Bagar-1, Pokhara		Kaski	Management	Bachelors	44	48	92
883	Shree Shivalaya Multiple Campus, Kusma, Parbat		Parbat	Management	Bachelors	49	38	87
931	Bihunkot Amar Campus, Bihunkot-6, Baglung		Baglung	Management	Bachelors	9	10	19
932	Regional College of Science & Technology, Nayabaza...		Kaski	S&T	Bachelors	6	11	17
944	Jyoti Multiple Campus,Thada-3,Arghakhanchi		Arghakhanchi	Education	Bachelors	10	11	21
945	Marchwar Adarsh Multiple Campus, Majhagawa-2, Rupa...		Rupandehi	Education	Bachelors	33	17	50
948	Sardi Multiple Campus,Benimanipur, Nawalparasi		Nawalparasi	Education	Bachelors	4	25	29
949	Bulingtar Pahadi Samudayik Campus,Bulingtar-1,Nawa...		Nawalparasi	Education	Bachelors	21	10	31
957	Pokhara Pvt (Centre)		Kaski	Humanities and Social Sciences	Bachelors	42	16	58
				Humanities and Social Sciences	Masters	75	6	81
958	Palpa Pvt (Centre)		Palpa	Humanities and Social Sciences	Bachelors	2	1	3
				Humanities and Social Sciences	Masters	6	0	6
959	Bhairahawa Pvt (Centre)		Rupandehi	Humanities and Social Sciences	Bachelors	24	5	29



S. No.	Campus Name	Region	District	Faculty	Level	Male	Female	Total
966	Baglung Pvt (Centre)	Western	Baglung	Humanities and Social Sciences	Bachelors	3	1	4
973	Purkot Kalika Campus, Purkot-3, Tanahun		Tanahun	Education	Bachelors	7	16	23
993	Daunne Devi Campus, Bardaghat-4		Nawalparasi	Education	Bachelors	4	15	19
996	Kisan Multiple Campus, Jhadewa		Palpa	Education	Bachelors	6	10	16
997	Rambha Multiple Campus, Tahoon -8		Palpa	Education	Bachelors	3	15	18
1029	Bhairhawa Namuna Campus, Siddharthanagar-5,Rupande...		Rupandehi	Management	Bachelors	22	17	39
1031	Annapurna Samudayik Campus, Karkineta-5, Parbat		Parbat	Education	Bachelors	3	14	17
1049	Shankarpokhari		Parbat	Education	Bachelors	6	14	20
1050	Kolma		Syangja	Education	Bachelors	2	17	19
1134	Tinau Prabidhik College, Butwal, Rupandehi		Rupandehi	S&T	Bachelors	25	11	36
1179	Soch College of I.T.,Pokhara, Kaski		Kaski	S&T	Bachelors	45	3	48
1182	Nepathaya College		Rupandehi	S&T	Bachelors	7	0	7
1194	Lumbini vocational College		Kaski	S&T	Bachelors	62	5	67
					Total	47043	52908	108865

# Annex 7

## THE PROGRAM LIST OF UNIVERSITIES/ACADEMIES

### Tribhuvan university (TU)

1	2 Years B.A.	Bachelor	Humanities and Social Sciences
2	3 Years B.A.		
3	B.A. in Fine Arts		
4	B.A. in Film Studies		
5	M.A.		
6	Buddhism Studies		
7	Culture		
8	Economics		
9	English		
10	Geography		
11	Hindi		
12	History		
13	Home Science		
14	Journalism		
15	Library Science		
16	Linguistics		
17	Maithili		
18	Nepal Bhasha		
19	Nepali		
20	Political Science		
21	Population Studies		
22	Psychology		
23	Rural Dev		
24	Sanskrit		
25	Sociology		
26	Strategic Studies		
27	Gender Studies		
28	Conflict Peace and Development		
29	Crisis Development Studies		
30	International Relation and Diplomacy		
31	PGD in Womens' Studies	PGD	Humanities and Social Sciences
32	PGD in Buddhism Studies		
33	PGD in Population Studies		
34	PGD in Nepal American Studies		
35	PGD in Counselling Psychology		
36	PGD in Library Sciences		
37	Ph.D. in Humanities and Social Sciences	PCL	Humanities and Social Sciences
38	I.Sc.(Nursing)		
39	M.D. (Pathology)	Master	Medicine
40	M.D. in Anaesthesiology		
41	M.D. in Radiodiagnosis		
42	M.D. in Obstetrics and Gyanaecology		
43	Doctor of Medicine in Ophthalmology		

44	M.D. in General Practice		
45	M.D. in Internal Medicine		
46	M.D. in Psychiatry		
47	M.D. in Ophthalmology		
48	M.Sc. in Paediatrics		
49	M.S. Otorhinolaryngology & Head and Neck		
50	M.S. General Surgery		
51	M.S. Orthopaedics & Trauma Surgery		
52	M.Phil. (Clinical Psychology)		
53	Master in Public Psychology		
54	Master in Public Health (MPH)		
55	M.B.B.S.		
56	Bachelor in Dental Surgery (B.D.S.)		
57	B.A.M.S.		
58	B.P.H.		
59	B.Optom.		
60	B.Pharma.		
61	B.M.L.T.		
62	B.N. Hospital Nursing		
63	B.N. Psychiatric Nursing		
64	B.N. Community Nursing		
65	M.N. Paediatric Nursing		
66	Master in Nursing (M.N.)		
67	Master of Nursing in Adult Nursing (M.N.)		
68	MS Head & Neck Surgery		
69	M.D. in Paediatrics		
70	PGD in Medicine	PGD	
71	4 Years B.Sc. (IT)	Bachelor	
72	3 Years B.Sc.		
73	B.Sc. In Forestry		
74	B.Sc. Hotriculture		
75	B.Sc. Tea Technology		
76	B.Sc. Nutrition and Ditetes		
77	B.Sc. Food Technology	Master	
78	M.Sc.		
79	Botany		
80	Chemistry		
81	Environmental Science		
82	Food		
83	Geology		
84	Mathematics		
85	Meteorology		
86	Microbiology		
87	Physics		
88	Statistics		
89	Zoology		
90	Hydorlogy and Metrology		
91	Environment and Biodiversity		

92	Computer Science and Information Technology		
93	Biotechnology		
94	M.Sc. Biotechnology		
95	M.Sc. (Computer Science and M. Sc. IT)		
96	M.Sc. (Forestry)		
97	Ph.D. in Science and Technology		
98	B.B.S.		
99	Bachelor of Business Administration (B.B.A.)		
100	Bachelor of Information Management (B.I.M.)		
101	Bachelor of Hotel Management (B.H.M.)		
102	Bachelor of Travel and Tourism Management		
103	Bachelor of Business Management		
104	Bachelor of Hotel Management		
105	Bachelor of Public Administration		
106	M.B.S.		
107	Master's of Business Management		
108	Master's Degree (M.B.A.)		
109	Master of Finance Control (MFC)		
110	MBA in Global Leadership and Management (proposed)		
111	Master of Travel and Tourism Management (MTTM)		
112	Master of Business Management (MBM)		
113	MPA		
114	M.Phil in Management	M.Phil.	
115	Ph.D.in Management	Ph.D.	
116	3 Years B.Ed.		
117	2 Years B.Ed.		
118	B.Ed. in Information Technology Education		
119	1 Year B.Ed.		
120	M.Ed.		
121	M.Ed. in Information Technology Education		
122	Ph.D. in Education		
123	LL.M.		
124	LL.B.		
125	B.V.S.C. & A.H.		
126	B.Sc.Ag.		
127	M.Sc. (Animal Science)		
128	M.Sc. (Agriculture)		
129	Ph.D. in Animal Science		
130	Ph.D. in Agriculture		
131	B.E. Industrial Engineering		
132	B.E. (Civil)		
133	B.E. (Electronics & Communication)		
134	B.E. (Computer)		
135	B.E. (Electrical Engineering)		
136	B.E. (Architectre)		
137	B.E. (Mechanical Engineering)		
138	B.E. (Agriculture Engineering)		
139	M.E. Urban Planning Engineering		

140	M.E. Structural Engineering		
141	M.E. Environmental Science Engineering		
142	M.E. Water Resources Engineering		
143	M.E. Renewable Energy Engineering		
144	M.E. Information & Communication Engineering		
145	M.E. Power System Engineering		
146	M.E. Geo- Technical Engineering		
147	M.Sc. (Structural Engineering)		
148	M.Sc. (Power System Engineering)		
149	M.Sc. (Renewable Energy Engineering)		
150	M.Sc. (Information & Com Engineering)		
151	M.Sc. (Environmental Engineering)		
152	M.Sc. (Water Resources Engineering)		
153	M.Sc. (Geotechnical Engineering)		

## Kathmandu University (KU)

S.N.	School	Level	Program	Subject	Start Date	Annual/ Semester
1	1	Certificate	I.Sc.	I.Sc.	1992	Annual
2			B. Sc.	Biology and Applied Biology (Hons.)	1994 August	Semester
3		Bachelor	B. Sc.	Environmental Science	1997 August	Semester
4			B. Pharm	Pharmacy	1994 August	Semester
5			B. Tech.	Biotechnology	2003 August	Semester
6			B. Tech.	Environmental Engineering	2005 August	Semester
7			B. Sc.	Human Biology	2005 August	Semester
8			B. Sc.	Applied Physics	2009 August	Semester
9			B. Sc.	Computer Science	2000 August	Semester
10		Master	M. Sc.	Environmental Science	2000 August	Semester
11			M. Pharm	Pharmacy	2000 August	Semester
12			Pharm. D.	Post Baccalaureate	2010 August	Semester
13			MTech.	Biotechnology	2012 August	Semester
14			MS by Research	Environmental Science	2003 July	Semester
15			MS by Research	Biotechnology	2008 August	Semester
16			MS by Research	Physics	2008 August	Semester
17			MS by Research	Glaciology	2011 September	Semester
18			M. Phil	Environmental Science	2006 August	Semester
19			M. Phil	Statistics	1997 October	Semester
20			M. Phil	Chemistry	1997 October	Semester
21			M. Phil	Mathematics	1997 October	Semester
22			M. Phil	Physics	1997 October	Semester
23		Ph. D.	Ph. D.	Mathematics	1997	Semester
24			Ph. D.	Physics	2006 February	Semester
25			Ph. D.	Environmental Science	2002	Semester
26			Ph. D.	Statistics	2004 June	Semester
27			Ph. D.	Biology	2006	Semester
28			Ph. D.	Biotechnology	2010 January	Semester
29			Ph. D.	Pharmacy	2004 June	Semester

S.N.	School	Level	Program	Subject	Start Date	Annual/ Semester
30	2	Management	Bachelor	Business Administration	1997	Semester
31			Bachelor	Business Information System	1999	Semester
32			Bachelor	Hospitality and Tourism Management	2010	Semester
33			Diploma	Management	2011 August	Trimester
34			PGD	Security Management	2007 October	Trimester
35			PGD	Management	2010 August	Trimester
36		Master	MBA	MBA	1993 August	Trimester
37			MBA Exucative	MBA Exucative	2001 February	Trimester
38			Master	Security Management	2009 September	Trimester
39			Master	Management	2007 February	Semester
40			M. Phil	Management	2008 September	Trimester
41	3	Engineering	B. E.	Electrical & Electronics- Communication	1994 August	Semester
42			B. E.	Electrical & Electronics- Power	1994 August	Semester
43			B. E.	Mechanical	1994 August	Semester
44			B. E.	Computer	1994 August	Semester
45			B. E.	Geomatics	2007 August	Semester
46			B. E.	Civil	2009 August	Semester
47		Master	M. E.	Communication	2001 August	Semester
48			M. E.	Electrical Power	2004 August	Semester
49			M. E.	Computer	2006 August	Semester
50			M. E.	Mechanical	2001 August	Semester
51			Master	Planning and Operation of Energy System	2011 February	Semester
52			M. Tech.	Information Technology	2001 August	Semester
53			MS by Research	Mechanical	2003 August	Semester
54			MS by Research	Electrical	2002 August	Semester
55			MS by Research	Civil	2013 March	Semester
56			MS by Research	Computer	2006 August	Semester
57		Ph. D.	Ph. D.	Mechanical	2007 August	Semester
58			Ph. D.	Computer	2006 September	Semester
59			Ph. D.	Civil	2009 September	Semester
60			Ph. D.	Electrical Power	2011 June	Semester
61			Ph. D.	Communication	2012 August	Semester
62	4	Arts	Diploma	Music	2002 August	Semester
63			Diploma	Fine Arts	2003 September	Semester
64			B. A.	Music	1996 August	Semester
65			Bachelor	Music	2008 August	Semester
66			Bachelor	Media Studies	2006 February	Semester
67			B.A.	Social Work (BSW)	1996 August	Semester
68			B. A.	Buddhist Studies (PASS)	2002 August	Semester
69			B. A.	Buddhist Studies (HONS.)	2002 August	Semester
70			Bachelor	Development Finance (BDevFin)	2006 August	Semester
71			Bachelor	Development Studies (BDevStd.)	1999 August	Semester

S.N.	School	Level	Program	Subject	Start Date	Annual/ Semester		
72			Bachelor	Fine Arts	2004 August	Semester		
73			B.A.	Community Development	2012 August	Semester		
74			Master	M. A.	Buddhist Studies	2006 August	Semester	
75				M. A.	Human Natural Resource Studies	2004 January	Semester	
76				M. A.	Music	2005 August	Semester	
77				M. A.	Development Studies	2012 August	Semester	
78				Master	Human Natural Resource Studies	2007 February	Semester	
79				Master	Landscapes Management and Heritage Studies	2011 February	Semester	
80				Ph. D.	Ph. D.	Music	2008 October	Semester
81			Ph. D.		Language and Mass Communication	2009 November	Semester	
82			Ph. D.		Human Natural Resource Studies	2006 October	Semester	
83			Ph. D.		Develpoment Studies	2007 September	Semester	
84			Ph. D.		Buddhist Studies	2012 May	Semester	
85	5	Education	PGDEd.	Primary Education	2002 May	Semester		
86			PGDEd.	Early Childhood Development	2009 February	Semester		
87			PGDEd.	Education (Social Studies)	2004 August	Semester		
88			PGDEd.	ELT	2005 September	Semester		
89			PGDEd.	Mathematics	2005 September	Semester		
90			PGDEd.	Environmental Education and Sustainable Development	2007 February	Semester		
91			PGDEd.	Education (School management)	2005 September	Semester		
92			Bachelor	B.Tech.	Education	2001	Semester	
93			Master	M. Ed.	English Language Teaching (One Year)	2003 August	Semester	
94				M. Ed.	English Language Teaching	2004 September	Semester	
95				M. Ed.	Educational Management	2007 February	Semester	
96				M. Ed.	Mathematics Education	2003 August	Semester	
97				M. Ed.	Environmental Education and Sustainable Development	2008 August	Semester	
98				M. Ed.	Educational Management Distance mode	2012 August	Semester	
99				M. Ed.	Educational Management Distance mode (One Year)	2012 August	Semester	
100				M. Phil	Development Studies	2006 February	Semester	
101				M. Phil	Educational Leadership	2006 February	Semester	
102				M. Phil by Research	Mathematics Education	2011 February	Semester	
103				M. Phil	Curriculum & Instruction	2011 February	Semester	
104				M. Phil	English Language Teaching (ELT)	2013 February	Semester	
105				Ph. D.	Ph. D.	Development Studies	1998 February	Semester
106					Ph. D.	Educational Leadership	1998 February	Semester
107					Ph. D.	Curriculum & Instruction	2012 February	Semester

S.N.	School	Level	Program	Subject	Start Date	Annual/ Semester
108	6	Certificate	CLHS	General Medicine	1998 August	Annual
109				Laboratory Technology	1998 August	Annual
110				Nursing	1998 August	Annual
111				Ophthalmology	2000 August	Annual
112				Physiotherapy	2002 August	Annual
113		Bachelor	B. Sc.	Nursing	2005	Annual
114			Bachelor	Physiotherapy	2010 June	Annual
115			Bachelor	Nursing Science	2011 February	Annual
116			MBBS	MBBS	1994	Annual
117			BDS	BDS	2007	Annual
118		Master	MD	Anaesthesiology	2003 February	Annual
119			MD	Biochemistry	2011 February	Annual
120			MD	Community Medicine	2005 February	Annual
121			MD	Dermatology	2003 February	Annual
122			MD	Forensic Medicine	2006 February	Annual
123			MD	Internal Medicine	2003 February	Annual
124			MD	Microbiology	2003 February	Annual
125			MD	Obstetrics & Gynaecology	2003 February	Annual
126			MD	Paediatrics	2003 February	Annual
127			MD	Pathology	2000	Annual
128			MD	Pharmacology	2007 February	Annual
129			MD	Physiology	2007 February	Annual
130			MD	Psychiatry	2004 February	Annual
131			MD	Radiodiagnosis	2003 February	Annual
132			MD	Radiation Oncology	2007 February	Annual
133			M. Ch.	Neurosurgery	2000	Annual
134			M. Ch.	Cardio Thoracic and Vascular Surgery	2010 February	Annual
135			M. Ch.	Uro Surgery	2010 February	Annual
136			M. Ch.	Urology	2011 February	Annual
137			M. Ch.	Surgical Gastroenterology	2011 August	Annual
138			DM	Neurology	2008 December	Annual
139			DM	Cardiology	2009 December	Annual
140			DM	Nephrology	2010 February	Annual
141			DM	Gastroenterology	2011 August	Annual
142			MS	Anatomy	2007 February	Annual
143			MS	General Surgery	2003 February	Annual
144			MS	Ophthalmology	2003 February	Annual
145			MS	Orthopaedics	1999	Annual
146			MS	Otorhinolaryngology	2003 February	Annual
147			MDS	Conservative Dentistry	2003 February	Annual
148			MDS	Community Dentistry	2005 February	Annual
149			MDS	Pedodontics	2006 February	Annual
150			MDS	Periodontics	2005 February	Annual
151			MDS	Prosthodontics	2003 February	Annual
152			MDS	Oral Medicine and Radiology	2005 February	Annual



S.N.	School	Level	Program	Subject	Start Date	Annual/ Semester
153			MDS	Oral and Maxillofacial Surgery	2003 February	Annual
154			MDS	Oral Pathology	2008 August	Annual
155			M. Sc. Medical	Anatomy	2005 February	Annual
156			M. Sc. Medical	Biochemistry	2003 February	Annual
157			M. Sc. Medical	Microbiology	2000	Annual
158			M. Sc. Medical	Pharmacology	2004 February	Annual
159			M. Sc. Medical	Physiology	2003 February	Annual

## Pokhara University (PokU)

Program		Level	Faculty
1	B.E. (Civil)	Bachelor	Engineering
2	B.E. (Electronics & Communication)		
3	B.E. (Computer)		
4	B.E. ( IT)		
5	B.E. (Software Engineering)		
6	B.E. (Electrical and Electrinics)		
7	Bachelor of Architecture		
8	M.E. (Disaster Risk Management)	Master	Science
9	M.E. (Communication)		
10	M.E. (Computer)		
11	B.Sc. (Biochemistry)	Bachelor	
12	Bachelor of Computer Information Systems		
13	Bachelor of Computer Applications		
14	B.Sc. (Computer)		
15	B.Sc. (Environmental Management)	Master	
16	M.Sc. (Environmental Management)		
17	M.Sc. (Computer Science)		
18	M.Sc. (Natural Resource Management)		
19	M.Sc. (Construction Management)		
20	M.Sc. (Computer Sc. & Data Processing)		
21	Master of Computer Information System		
22	PGD (Computer Applications)	PGD	
23	Bachelor of Pharmaceutical Sciences	Bachelor	Medicine
24	B.Sc. ( Medical Laboratory Technology)		
25	Bachelor of Public Health		
26	B.Sc. (Medical Microbiology)		
27	B.Sc. (Medical Biochemistry)		
28	B.Sc. (Nursing)		
29	Master In Pharmaceutical Sciences	Master	Medicine
30	Bachelor of Hotel Management	Bachelor	Management
31	Bachelor of Travel and Tourism Management		
32	B.B.A. (Banking and Insurance)		
33	B.B.A.		
34	Bachelor of Health Care Management		

35	M.B.A.	Master	
36	M.B.A. (Executive)		
37	Master of Healthcare Management		
38	PGD (Healthcare Management)	PGD	Humanities
39	Bachelor of Arts	Bachelor	
40	M.A. (English)	Master	
41	M.A. (Pop, Gender & Devt)		
42	M.Phil. (English)	M.Phil.	
43	Ph.D. (English)	Ph.D.	

## Purbanchal University (PU)

ARTS			
S.N.	F.S.N.	Program	Sem/Year
1	1	BACHELOR IN LIBERAL ARTS AND SCIENCES	S
2	2	BACHELOR OF ARTS (B.A.)	Y
3	3	BACHELOR OF INTERIOR DESIGN (B.I.D.)	S
4	4	BACHELOR OF JOURNALISM & MASS COMMUNICATION (B.J.M.C.)	S
5	5	BACHELOR OF MEDIA TECHNOLOGY (B.M.T.)	S
6	6	BACHELOR OF SOCIAL WORK (B.S.W.)	S
7	7	M.SC. IN RURAL DEVELOPMENT & GENDER STUDIES	S
8	8	MASTER IN DEVELOPMENT COMMUNICATION	S
9	9	MASTER IN DEVELOPMENT STUDIES	S
10	10	MASTER IN SOCIAL WORK (M.S.W.)	S
11	11	MASTER OF ARTS IN MASS COMMUNICATION & JOURNALISM	S
12	12	MASTER OF ARTS IN SOCIOLOGY/ANTHROPOLOGY	Y
13	13	MASTER OF SCIENCE IN POPULATION & RURAL DEVELOPMENT	S
14	14	MASTER OF SCIENCE IN REGIONAL DEVELOPMENT PLANNING & MANAGEMENT	S
15	15	MASTERS IN MEDIA TECHNOLOGY	S
16	16	POST GRADUATE DIPLOMA IN CONFLICT MANAGEMENT & PEACE BUILDING	S
17	17	POST GRADUATE DIPLOMA IN DEVELOPMENT & PLANNING STUDIES	S
18	18	POST GRADUATE DIPLOMA IN PEACE & CONFLICT JOURNALISM	S
19	19	POST GRADUATE DIPLOMA IN PSYCHO-SOCIAL INTERVENTION	S
20	20	POST GRADUATE DIPLOMA IN RURAL ECONOMICS	S
EDUCATION			
		Program	Sem/Year
21	1	BACHELOR OF EDUCATION (B.ED.)	Y
22	2	MASTER OF EDUCATION (M.ED.)	Y
23	3	ONE YEAR BACHELOR OF EDUCATION	Y
24	4	ONE YEAR BACHELOR OF EDUCATION (DISTANCE MODE)	Y
LAW			
		Program	Sem/Year
25	1	B.A. LL.B.	Y
26	2	LEGISUM LATERUM MASTEROM (LL.M.)	Y
27	3	LL.B. (BACHELOR OF LAWS)	Y
28	4	MASTER DEGREE IN CONFLICT & INTERNATIONAL HUMANITARIAN LAW	Y
29	5	MASTER DEGREE IN HUMAN RIGHTS	Y

MANAGEMENT			
		Program	Sem/Year
30	1	BACHELOR OF BUSINESS ADMINISTRATION (B.B.A.)	S
31	2	BACHELOR OF BUSINESS STUDIES (B.B.S.)	Y
32	3	BACHELOR OF COMMERCE STUDIES (B.C.S.)	Y
33	4	BACHELOR OF FASHION DESIGN (B.F.D.)	S
34	5	BACHELOR OF HOSPITALITY & CATERING MANAGEMENT (B.H.C.M.)	S
35	6	BACHELOR OF HOTEL MANAGEMENT (B.H.M.)	S
36	7	BACHELOR OF TRAVEL AND TOURISM STUDIES (B.T.T.S.)	S
37	8	EXECUTIVE MASTER OF BUSINESS ADMINISTRATION (DISTANCE MODE)	Y
38	9	EXECUTIVE MASTER OF BUSINESS ADMINISTRATION (E.M.B.A.)	S
39	10	MASTER OF BUSINESS ADMINISTRATION (M.B.A.)	S
40	11	MASTER OF HOTEL AND HOSPITALITY MANAGEMENT (M.H.H.M.)	S
41	12	MASTER OF PUBLIC ADMINISTRATION (M.P.A.)	S
42	13	MASTER OF TOURISM STUDIES (M.T.S.)	S
MEDICAL AND ALLIED SCIENCES			
		Program	Sem/Year
43	1	BACHELOR IN PHARMACY	S
44	2	BACHELOR OF HOMOEOPATHIC MEDICINE & SURGERY (B.H.M.S.)	Y
45	3	BACHELOR OF PUBLIC HEALTH (B.P.H.)	Y
46	4	BACHELOR OF SCIENCE IN NURSING	Y
47	5	POST BASIC BACHELOR OF NURSING (P.B.N.)	Y
SCIENCE AND TECHNOLOGY			
		Program	Sem/Year
48	1	BACHELOR IN ARCHITECTURE (B. ARCH.)	S
49	2	BACHELOR IN BIOMEDICAL ENGINEERING	S
50	3	BACHELOR IN CIVIL ENGINEERING	S
51	4	BACHELOR IN COMPUTER ENGINEERING	S
52	5	BACHELOR IN ELECTRICAL ENGINEERING	S
53	6	BACHELOR IN ELECTRONICS & COMMUNICATION ENGINEERING	S
54	7	BACHELOR OF COMPUTER APPLICATION (B.C.A.)	S
55	8	BACHELOR OF COMPUTER APPLICATION (HONOURS)	S
56	9	BACHELOR OF DAIRY TECHNOLOGY	S
57	10	BACHELOR OF FOOD TECHNOLOGY	S
58	11	BACHELOR OF GEOMATIC ENGINEERING	S
59	12	BACHELOR OF INFORMATION TECHNOLOGY (B.I.T.)	S
60	13	BACHELOR OF SCIENCE (HONOURS) IN AGRICULTURE	S
61	14	BACHELOR OF SCIENCE IN BIOCHEMISTRY	S
62	15	BACHELOR OF SCIENCE IN BIOTECHNOLOGY	S
63	16	BACHELOR OF TECHNOLOGY IN BIOTECHNOLOGY	S
64	17	BACHELOR OF VETERINARY SCIENCE & ANIMAL HUSBANDRY	S
65	18	M.SC. IN AGRIBUSINESS MANAGEMENT	S
66	19	M.SC. IN NUTRITION AND DIETETICS	S
67	20	MASTER OF COMPUTER APPLICATION (M.C.A.)	S
68	21	MASTER OF ENGINEERING IN EARTHQUAKE	S
69	22	MASTER OF SCIENCE IN DAIRY TECHNOLOGY	S
70	23	MASTER OF SCIENCE IN ENGINEERING MANAGEMENT	S
71	24	MASTER OF SCIENCE IN ENVIRONMENT & RESOURCE MANAGEMENT	S
72	25	MASTER OF SCIENCE IN INFORMATION SYSTEM ENGINEERING	S

73	26	MASTER OF SCIENCE IN LIFE SCIENCE	S
74	27	MASTER OF SCIENCE IN MEAT TECHNOLOGY	S
75	28	MASTER OF SCIENCE IN URBAN DESIGN & CONSERVATION	S
76	29	POST GRADUATE DIPLOMA IN COMPUTER APPLICATION	S

## Nepal Sanskrit University (NSU)

Program	Level	Faculty
2 Kabiraj (Intermediate in Ayurved)	PCL	Ayurved
5 Bachelor in Ayurved	Bachelor	
4 B.Ed.	Bachelor	Education
1 Uttarmadhyama (Sanskrit)	PCL	Sanskrit
3 Shastree (Sanskrit)	Bachelor	
6 Acharya (Sanskrit)	Master	
7 Ph.D. (Sanskrit)	Ph.D.	
8 Language Training	Others	
9 Yoga Training		

## B.P. Koirala Institute of Health Sciences (BPKIHS)

Program		Level	Faculty
1	M.D./M.S.	Master	Medicine
2	M.Sc.		
3	M.P.H.		
4	M.B.B.S.	Bachelor	
5	B.D.S.		
6	B.Sc. Nursing		
7	B.Sc.M.I.T.		
8	B.Sc.M.L.T.		
9	Interns		
10	PCL Nursing	PCL	

## National Academy of Medical Sciences (NAMS)

S.N	Faculty	Level	Program	Annual/Semester	Start Date	Revise Date
1	Medicine	Master	M.D. in Anaesthesiology	Annual	May, 2003	October, 2013
			M.D. in General Surgery	Annual	May, 2003	October, 2013
			M.D. in Internal Medicine	Annual	May, 2003	October, 2013
			M.D. in Obstetrics & Gynaecology	Annual	May, 2003	October, 2013
			M.D. in Ophthalmology	Annual	May, 2003	October, 2013
			M.D. in Paediatrics	Annual	May, 2003	October, 2013
			M.S. in Orthopaedics	Annual	August, 2003	October, 2013
			M.D. in RadioDiagnosis	Annual	August, 2003	October, 2013
			M.D. in Radiotherapy	Annual	August, 2003	October, 2013
			M.D.in Pathology	Annual	July, 2004	October, 2013
			M.D. in Dermatology	Annual	July, 2005	October, 2013
			M.D. in General Practice	Annual	July, 2005	October, 2013
			MDS Orthodontics	Annual	August, 2008	
			MDS Prosthodontics	Annual	August, 2009	October, 2013

			MDS Perodontology and Oral Implantology	Annual	August, 2009	October, 2013
			MD Psychiatry	Annual	October, 2012	October, 2013
			MD Otorhinolaryngology and Head & Neck Surgery	Annual	October, 2012	October, 2013
		Post Master	MCh Neurosurgery	Annual	May, 2004	January, 2011
			MCh Urology	Annual	January, 2011	October, 2013
			DM Cardiology	Annual	January, 2011	January, 2013
			DM Gastroenterology	Annual	January, 2011	January, 2013
			DM Nephrology	Annual	January, 2011	January, 2013
			DM Diabetes & Endocrinology	Annual	January, 2011	January, 2013
			DM Pulmonary Medicine, Critical Care & Sleep Medicine	Annual	May, 2012	January, 2013
			MCh Plastic Surgery	Annual	January, 2013	
			DM Neurology	Annual	October, 2013	
			DM Hepatology	Annual	October, 2013	
			DM Medical Oncology	Annual	October, 2013	
			MCh Surgical Gastroenterology	Annual	October, 2013	
		Bachelor	Post - Basic Bachelor of Nursing	Annual	September, 2003	January, 2014

## Mid Western University

S.N.	Faculty	Level	Program	Start date
1	Science and Technology	Bachelors	B.Sc- Physics, Chemistry, Mathematics, Statistics, Botany, Zoology	2012
			B.Sc- Computer System & IT	
			B.E. Computer Engineering	
			B.E Electronics and Communication	
			B.E. Civil Engineering	
2	Management	Bachelors	BBA	
			BBS	
		Masters	MBS	
			MBA	
3	Education Sciences	Masters	MES- English	
			MES- Health and Physical Education	
			MES- Education, Planning and Management	
			MES- Computer Sciences	
			MES- Curriculum and Evaluation	
			MES- Nepali	
		Bachelors	BES- English	
			BES- Mathematics	
			BES- Nepali	
			BES- Education, Planning and Management	
			BES- Health and Physical Education	

4	Humanities and Social Sciences	Masters	MA- International in Cooperation and Development (MICD)	
			MA- International Relations	
		Bachelors	BA- Social Work	
			BA- Conflict and Peace Studies	
			BA- International Relations	
			BA- Development Economics	
			BA- Journalism and Mass Communication	
			DM Medical Oncology	Annual
			MCh Surgical Gastroenterology	Annual
		Bachelor	Post - Basic Bachelor of Nursing	Annual

## Mid Western University

S.N.	Faculty	Level	Program	Annual/ Semester	Start date
1.	Buddhism	Ph.D.		2yrs	2067
2.	Buddhism	M.A.	Buddhism and Peace study	Annual	2069
3.	Buddhism	M.A.	Applied Buddhism	Annual	2069
4.	Buddhism	M.A.	Buddhism and Himalayan Studies	Annual	2069
5.	Buddhism	M.A.	Buddhist Studies (Mahayan)	Annual	2069
6.	Buddhism	M.A.	Theravad Buddhism	Annual	2069
7.	Buddhism	M.A.	Buddhist Studies	Annual	2070

## Far Western University

S.N.	Faculty	Level	Program	Annual/ Semester
1	Science and Technology	Bachelors	B.Sc. CS	Semester
			B.E. Civil Engineering	Semester
2	Management	Masters	MBM	Semester
		Bachelors	BBA	Semester
			BBS	Annual
3	Education	Masters	English Education	Semester
			Mathematics Education	Semester
			Curriculum, Planning and Leadership	Semester
		Bachelors	English Education	
			Mathematics Education	
			Nepali Education	
			Health Education	
4	Humanities and Social Sciences	Masters	Rural Development Studies	Semester
			Sociology	Semester
		Bachelors	Rural Development Studies	Semester
			English Literature	Semester
			Nepali Literature	Semester
			Political Science	Semester
			Geography	Semester
			History	Semester
			Economics	Semester

## ANNEX 8

### EMIS Indicators<sup>2</sup>

Education Management Information System (EMIS) Indicators				
Indicators		Indicators		Frequency
1	No. of Campuses	7.2	By Level, Region, Gender, Dalits, Educationally Disadvantaged Janajati and Madhesi	Annual
1.1	By University and Region	7.3	By Level and Type	Annual
1.2	By Type and Region	8	Pass Rates (within the prescribed duration)	Annual
1.3	By University and Type	8.1	By University, Level and Type	Annual
1.4	By Region and Level	8.2	By Level and Faculty	Annual
1.5	By University and Level	9	Employability of Graduates by University, Level and Faculty	Annual
1.6	By Type and Level	9.1	Within 6 Months after Graduation	Annual
2	Enrollment	9.2	Within 1 Year after Graduation	Annual
2.1	By University and Region	9.3	Within 2 Years after Graduation	Annual
2.2	By Type and Region	10	Full Time Teaching Staff/Faculty	Annual
2.3	By University and Type	10.1	By University, Type and Designation	Annual
2.4	By Region and Level	10.2	By Gender, Dalits, Educationally Disadvantaged Janajati and Madhesi and Designation	Annual
2.5	By University and Level	11	Cost Sharing Rates for Constituent Campuses by University and Campus	Annual
2.6	By Type and Level	12	Recurrent Cost per Student per Year by University and Type	Annual
2.7	By Faculty and Level	13	Scholarships	Annual
2.8	By Region and Faculty	13.1	No. of Full Fee Waivers by University and Type	Annual
2.9	By Campus and Level	13.2	Cost of Full Fee Waivers by University and Type	Annual
2.10	By Level, Region, Gender,			
3	Programs by Level, Campus, Type and University	13.4	Cost of Partial Fee Waivers by University and Type	Annual
4	Gross Enrollment Rate Segregated by Gender;	13.5	No. of Scholarships Covering Full Study Costs by University and Type	Annual
5	Affiliation	13.6	Cost of Scholarships Covering Full Study Costs by University and Type	Annual
5.1	No. of Affiliated Campuses by Type & University	14	No. of Publications in Refereed Journals by University and Type	Annual
5.2	No. of Affiliated Programs by Level & University	15	Public Financing for Universities	Annual
6	Class Regularity	15.1	As % of Education Budget	Annual
6.1	No. of Campuses Monitoring	15.2	As % of GDP	Annual
6.2	% of Scheduled Instruction hours missed	16	Public Financing for Higher Education	Annual
7	No. of Graduates	16.1	As % of Education Budget	Annual
7.1	By University and Level	16.2	As % of GDP	Annual

<sup>2</sup>The indicators identified during the implementation of Second Higher Education Project EMIS component supported by the World Bank to develop and establish Higher Education Management Information System (HEMIS) in UGC, universities, and their affiliated campuses.

## Definition of key Terminologies/Indicators

**Gender parity index (GPI):** Ratio of the female-to-male value of a given indicator. GPI value of 1 indicates parity between sexes; a GPI less than 1 indicates a disparity in favour of boys; whereas a GPI greater than 1 indicates a disparity in favour of girls.

:  $GPI = \text{Female enrolment} / \text{Male enrolment}$

**Gross enrolment ratio (GER):** Number of students enrolled in tertiary education, regardless of age, expressed as a percentage of the population in the theoretical age group for the same level of education, (17-21) following the secondary school age group.

Formula:  $GER = \text{Total Enrolment (Bachelor +master level)} / \text{Population (aged 17 to 21)} * 100$

**Student/teacher ratio (STR):** Average number of students per teacher at the level of education specified in a given academic year.

$STR = \text{Number of students} / \text{Number of teachers}$

**Gross domestic product (GDP):** The sum of gross value added by all resident producers in the economy of the country, including distributive trades and transport, plus any product taxes and minus any subsidies not included in the value of the products.

### Higher Education Institutions:

**Universities:** Institutes providing bachelor or higher level education.

Constituent campuses: managed directly by concerned university and are the part and parcel of universities.

Affiliated campuses:

Educational institutions are defined as entities that provide instructional or education-related services to individuals and other education institutions.

Higher Educational institutions are mainly classified as either constituent or affiliated (community and private) campuses according to whether a public agency or private entity has the ultimate power to make decisions concerning the institution's affairs.

An institution is called **constituent campus** if it is: controlled and

An institution is called **affiliated campus** if it is: controlled and managed by non-governmental organization (e.g. a church, trade union, local community or private business enterprise) and its academic programs are affiliated to a university; the affiliated campuses are further classified in the category of private campuses: - campuses that are controlled and managed by private organization under the rules and regulation of the concerned university. These types of campuses are privately funded for profit and Community campuses: campuses that are controlled and managed by community stakeholder under the rules and regulation of the concerned university.

**Public expenditure on education:** Total current and capital expenditure on education by local, regional and national governments, including municipalities (household contributions are excluded). It covers public expenditure for both public and private institutions. Current expenditure includes expenditure for goods and services that are consumed within a given year and have to be renewed the following year, such as staff salaries and benefits; contracted or purchased services; other resources, including books and teaching materials; welfare services; and items such as furniture and equipment, minor repairs, fuel, telecommunications, travel, insurance and rent. Capital expenditure includes expenditure for construction, renovation and major repairs of buildings, and the purchase of heavy equipment or vehicles.

**Public expenditure on higher education as a percentage of GDP:** Current and capital public expenditure on education at every level of administration, i.e. central, regional and local authorities, expressed as a percentage of the Gross Domestic Product. It measures the proportion of national income allocated to higher education.



**Public expenditure on higher education as a percentage of total government expenditure:** Total public expenditure on education at every level of administration, i.e. central, regional and local authorities, expressed as a percentage of total government expenditure on all sectors (including health, education, social services etc). It measures the share of public expenditure devoted to education in a given year relative to the perceived value of other public spending. Therefore, it assesses the priority that government place on education compared to other sectors.

**Orientation of higher educational programmes:**

**General education:** Education which is mainly designed to lead participants to a deeper understanding of a subject or group of subjects, especially, but not necessarily, with a view to preparing participants for further (additional) education at the same or a higher level. Successful completion of these programmes may or may not provide the participants with a labor market relevant qualification at this level.

**Technical education:** Education which is mainly designed to lead participants to acquire the practical skills, know-how and understanding necessary for employment in a particular occupation or trade or class of occupations or trades. Successful completion of such programmes lead to a labor-market relevant vocational qualification recognized by the competent authorities in the country in which it is obtained (e.g. Ministry of Education, employers' associations, etc.).

**Enrolment:** Number of students enrolled at a given level of education, regardless of age.

**Entrance age (official):** Age at which students would enter a given programme or level of education, assuming they had started at the official entrance age for the lowest level, studied full time throughout and progressed through the system without repeating or skipping a grade. The theoretical entrance age to a given programme or level may be very different from the actual or even the most common entrance age.

**Equity:** In education, the extent to which access and opportunities adults are just and fair. This implies reduction of disparities based on gender, poverty, residence, ethnicity, language and other characteristics.

**Graduate:** A person who has successfully completed the final year of a level or sublevel of education. In some countries completion occurs as a result of passing an examination or a series of examinations. In others it occurs after a requisite number of course hours have been accumulated. Sometimes both types of completion occur within a country.

**Private enrolment:** Number of students enrolled in institutions that are not operated by public authorities but controlled and managed, whether for profit or not, by private bodies such as non-government organizations, religious bodies, special interest groups, foundations or business enterprises.

**Community enrolment:** Number of students enrolled in institutions that are controlled and managed by public authorities or agencies (national/federal, state/provincial or local), whatever the origins of their financial resources.

**Teachers/teaching staff:** Number of person employed full time or part time in an official capacity to guide and direct the learning experience of pupils and students, irrespective of their qualifications or the delivery mechanism, i.e. face-to face and/or at a distance.

**Campus size:** Ratio of student enrolment to number of campuses, which means number of students per campus.

## ANNEX 9

### INTRODUCTION OF UGC

#### University Grants Commission

The University Grants Commission (UGC) was established after the implementation of the multi-university concept in Nepal. The UGC Act was approved by the Parliament on November 22, 1993, which started functioning from 1994. UGC is responsible for allocation and disbursement of grants to the universities and their campuses, regulating their activities for quality assurance, coordinating universities for mutual cooperation, and formulating policies and programs on the establishment of new universities.

#### Main Functions of UGC

- Formulate policies on allocation of government grants to universities and higher education institutions.
- Disburse grants to universities and make recommendations to the government for the grants provisions.
- Award research grants, scholarships, and fellowships.
- Take measures necessary to determine and maintain the criteria and standards of higher education.
- Formulate programs and policies necessary for the promotion and enhancement of the quality of higher education.
- Advise the Government of Nepal on the establishment of new universities.
- Make necessary arrangements for the exchange of facilities and fellowships between universities and educational institutions within and outside Nepal.

#### Second Higher Education Project

The Second Higher Education Project (SHEP) has been developed based on critical appraisal of the outcomes and implications of the first Higher Education Project by the different stakeholders and professionals. The First Higher Education Project (1997-2002) brought changes in the higher education curriculum structure, supported infrastructure development and academic/professional development in Tribhuvan University, equipped the laboratories and faculties, provided basic orientations in line with the reform activities, and most importantly, strengthened management reform process for decentralized and participatory system in Tribhuvan University.

Following the experiences and outcomes of the First Higher Education project, Second Higher Education project has been implemented to:

- Achieve better quality and relevance in higher education
- Instill a culture that assures and sustains better quality
- Ensure financial sustainability of higher education institutions
- Ensure equitable access of higher education to meritorious students from poor and disadvantaged section.

The key indicators for measuring achievement of project development objectives are the number of higher

education institutions, tracking employment of graduates, cost sharing levels, and shares of higher secondary and higher education graduates from under - privileged groups - girls, dalits, and disadvantaged janajati.

## Objectives and Output Indicators

Second Higher Education Project (SHEP) envisages supporting reform in higher education to achieve:

- Enhanced quality and relevance of higher education and research through a set of Incentives for promoting effective management and financial sustainability of academic Institutions, and
- Improved access for academically qualified unde-privileged students, including girls, Dalits and educationally disadvantaged janajatis to **higher education through financial assistance and enhanced capacity of higher secondary schools.**

The key indicators for measuring achievement of project development objectives are the number of higher education institutions, tracking employment of graduates, cost sharing levels, and shares of higher secondary and higher education graduates from under - privileged groups – girls, dalits, and disadvantaged janajati.

## **REPORT PREPARATION**

Dinesh (EMIS Specialist - UGC)

## **ADVISORS**

Prof. Hridaya Ratna Bajracharya, Ph.D. (Technical Advisor - UGC)

Prof. Rajendra Dhoj Joshi

Prof. Mohan Prasad Aryal, Ph.D. (World Bank, Nepal Country Office)

Mr. Uddhav Kumar Bhandari (World Bank, Nepal Country Office)